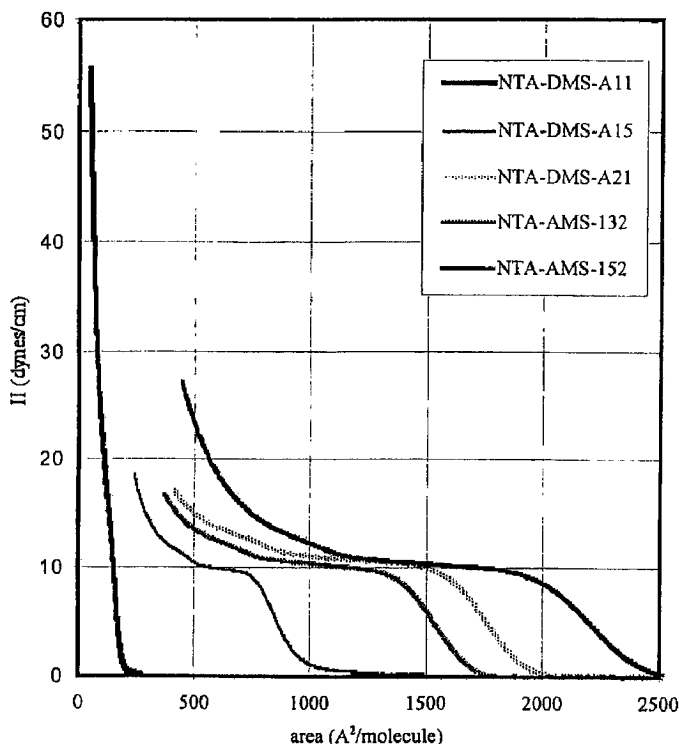




(22) Date de dépôt/Filing Date: 2000/05/26
(41) Mise à la disp. pub./Open to Public Insp.: 2000/11/27
(45) Date de délivrance/Issue Date: 2010/04/27
(30) Priorités/Priorities: 1999/05/27 (CA,2,274,040);
1999/05/27 (US60/136,397)

(51) Cl.Int./Int.Cl. *C08G 77/388* (2006.01),
C08G 77/392 (2006.01), *C08G 77/395* (2006.01)
(72) Inventeurs/Inventors:
BROOK, MICHAEL A., CA;
HIMMELDIRK, RODICA S., US
(73) Propriétaire/Owner:
MCMASTER UNIVERSITY, CA
(74) Agent: BERESKIN & PARR LLP/S.E.N.C.R.L.,S.R.L.

(54) Titre : POLYMERES DE SILICONES CHELATEURS
(54) Title: CHELATING SILICONE POLYMERS



Surface pressure measurements on water subphase for NTA-DMS-A11, NTA-DMS-A15, NTA-DMS-A21, NTA-AMS-132, and NTA-AMS-152.

(57) **Abrégé/Abstract:**

Disclosed are silicone polymer based compounds, which include a hydrophobic silicone polymer backbone and a hydrophilic component. The hydrophilic component may act as a chelating agent to bind a metal. The hydrophilic component may be

(57) **Abrégé(suite)/Abstract(continued):**

hydrophilic prior to binding with a metal or after binding. Also disclosed are methods of making these compounds. The compounds are useful in a variety of applications.

Title: Chelating Silicone Polymers

5

FIELD OF THE INVENTION

This invention relates to silicone-based surfactants, and in particular silicone-based surfactants useful as chelating agents.

10

BACKGROUND OF THE INVENTION

15

A wide variety of applications require control of the interfacial properties between immiscible components, such as water-in-oil emulsions or oil-in-water emulsions. Generally, to obtain good performance it is necessary to stabilize the interface between the two immiscible components. One simple example is the use of coupling agents to modify silica surfaces so that silica may be used to reinforce organic polymers, with which it is otherwise incompatible. Another example is the use of surfactants to stabilize oils in water, such as in cleaning and conditioning applications.

20

25

Silicones are among the most surface-active materials ("surfactants") known. They diffuse rapidly to interfaces and readily spread. Spreading of the silicone may be facilitated by the incorporation of polar groups on the silicone backbone. Some of the most effective spreading compounds, particularly at solid/liquid/air surfaces, are the so-called "superwettters" made by manufacturers including Crompton Corp. and Dow Corning. The general structure of these superwettters is $(\text{Me}_3\text{SiO})_2\text{SiMe}(\text{CH}_2)_3(\text{OCH}_2\text{CH}_2)_n\text{OZ}$, where Z may be H, CH_3 , CH_3COO , etc.

30

Liquid-liquid interfaces are generally stabilized with silicones bearing non-ionic hydrophilic groups. Common examples include derivatives of so-called silicone polyols; that is silicones containing polyether sidechains. US Patent No. 5,707,613 to Hill teaches that these compounds are particularly useful at stabilizing water/silicone interfaces.

Ionic silicone copolymers can also be used to stabilize such interfaces. US Patent No. 5,124,466 to Azechi *et al.* (Shin-Etsu) teaches that ammonium-modified silicone surfactants are useful in the stabilization of silicone emulsions in water.

5 The surface activity of silicones, whether cationic, zwitterionic or non-ionic, cannot be readily changed, although pH modifications may affect the behavior of some types of ammonium compounds. There are advantages in being able to change the surface activity of a surface active material so as to change the properties of systems in accordance with its particular use, for example, to flocculate emulsions on demand. For example, carboxylic acids and polymers derived from them (e.g., CARBOPOL™ (available from BF Goodrich)) change their ability to swell water and to stabilize interfaces upon pH changes: bases convert neutral carboxylic acids to carboxylates. In this respect, silicones having a pH sensitivity, by virtue of amine or carboxylic acid groups, are known. US Patent No. 5,447,997 to Releigh *et al.* teaches silicones containing carboxylic acids whose surface properties change as a function of pH.

10 The properties of ionic surfactants may not only be changed by pH, but by the nature of the counterions. For example, carboxylates with monovalent counterions such as sodium swell well with water. In contrast, multivalent counterions in the same system, lead to ionic crosslinking and a reduction of swelling. At an interface, the surface activity of such materials are similarly affected by the nature of the counterion.

25 Multidentate ligands (or "chelating agents") bind metals very tightly. The classic example is EDTA (ethylenediaminetetraacetic acid). EDTA, normally in its calcium, disodium salt form, is frequently found in food products. Heavy metal ions coming into contact with the EDTA will complex with the amine and carboxylic acid groups, displacing the sodium/calcium ions. The binding efficiency of EDTA and its derivatives is known for many metals and their different oxidation states. Chelating agents are added to many different formulations for different purposes. They have also been bound to polymers. For

example, chelating groups similar to those mentioned above are used as supports in affinity chromatography.

However, there still exists a need for silicones that are effective at chelating metal ions using complementary binding, whose properties may be controlled through the relative amounts and morphology of the hydrophilic and hydrophobic blocks, the chelating agent, the pH of the solution, the presence or absence of multivalent counterions, and the specific nature of the multivalent ions.

SUMMARY OF THE INVENTION

The present invention relates to silicone polymers useful as both surfactants and chelating agents. The polymers contain a hydrophobic component (the silicone polymer backbone) and a hydrophilic component. The hydrophilic component may act as a chelating agent; i.e. it will bind a variety of metals. The hydrophilic component may be hydrophilic prior to binding to a metal, or after binding to a metal.

The hydrophobic nature of the silicone is provided by organic radicals, such as methyl or other alkyl groups, modified alkyl groups such as fluoroalkyl groups, aryl groups, and related hydrophobic moieties, bound to the silicon atoms in the polymer. The hydrophilic component includes multiple ligands to cooperatively bind one or more metal centers. Examples of such ligands are well known in the art, and include hydrophilic groups such as carboxylic acids and their derivatives, amines, phosphines, alcohols, and unsaturated systems (multiple bonds) that are or are rendered hydrophilic upon complexation with a metal ion.

In one aspect, the present invention relates to a silicone polymer comprising a hydrophobic polysiloxane backbone and at least one metal binding site which is covalently bound to the hydrophobic polysiloxane backbone, the at least one metal binding site comprising at least two ligands which are optionally bound to a metal.

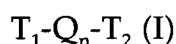
In one embodiment, at least one of the ligands is hydrophilic either before or after being bound to a metal. The ligand may include groups selected from functional alkyl groups bearing heteroatom-based ligands, functional aryl groups bearing heteroatom-based ligands, functional alkyl

groups bearing heteroatom-based ligands where the ligands have exchangeable hydrogen atoms, functional aryl groups bearing heteroatom-based ligands where the ligands have exchangeable hydrogen atoms, functional alkyl groups having π -ligands, and functional aryl groups having π -ligands. Preferably, the metal binding sites include two or more carboxylic acids which may act as ligands.

The metal binding site may be covalently bonded to the silicone polymer backbone by a linker, which is at least as stable to hydrolysis as the siloxane linkage in the silicone polymer. The linker may be selected from single atoms including C, N, O, S, or P, or groups including amides, esters, thioesters, urethanes, ureas, alkyl or aryl groups.

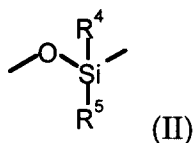
The polymers of the invention may have molecular weights from about 500 to about 500,000 g/mol.

In one embodiment, the invention relates to a compound of the formula I:

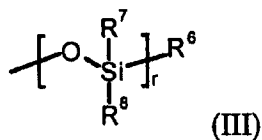


where n is greater than or equal to 0; and

where Q is an internal siloxane group of the formula II:



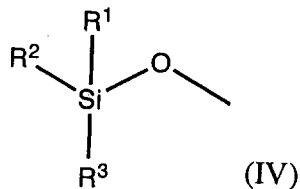
and, where R^4 and R^5 , for each internal siloxane group, are the same or different, and where R^4 and R^5 are independently, H with the proviso that both R^4 and R^5 are not H on the same internal siloxane group, alkoxy, alkyl, aryl, functional alkyl, functional aryl, a metal-binding site comprising at least two ligands optionally bound to a metal, or a group having an internal siloxane group of the formula III:



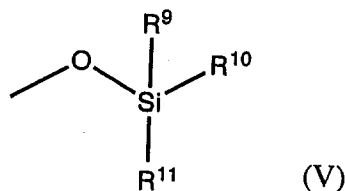
where r is ≥ 0 ;

R^7 , and R^8 , are for each internal siloxane group of the formula III the same or different, and R^6 , R^7 , and R^8 are independently, H with the proviso that not more than one of R^6 , R^7 , and R^8 on each internal siloxane group is H, alkoxy, siloxy, alkyl, aryl, functional alkyl, functional aryl, or a metal binding site comprising at least two ligands optionally bound to a metal;

T_1 is a group of the formula (IV):



T_2 is a group of the formula (V):



where, R^1 , R^2 , R^3 , R^9 , R^{10} , R^{11} , are independently, H with the proviso that each silicon atom has no more than one H, alkoxy, siloxy, alkyl, aryl, functional alkyl, functional aryl, or a metal binding site comprising at least two ligands optionally bound to a metal;

with the proviso that at least one of R^1 to R^{11} is a metal binding site comprising at least two ligands optionally bound to a metal, and with the proviso that the molecular weight of the compound is between 500 and 500,000 g/mol.

BRIEF DESCRIPTION OF THE DRAWINGS

5 The present invention will be better understood when the following description is read in connection with the accompanying drawings, in which:

Figure 1 is a graph of surface pressure versus area on water subphase for various compounds made in accordance with the present invention;

10 Figure 2 is a graph of surface pressure versus area on water subphase for various compounds made in accordance with the present invention incorporating an NTA chelating ligand;

Figure 3 is a graph of surface pressure versus area on various aqueous subphases for *N,N*-Bis(carboxymethyl)-*L*-lysine terminated polydimethylsiloxane DMS-A11;

15 Figure 4 is a graph of surface pressure versus area on various aqueous subphases for Succinyl-Terminated Polydimethylsiloxane DMS-A11;

20 Figure 5 is a graph of surface pressure versus area on various aqueous subphases for *N,N*-Bis(carboxymethyl)-*L*-lysine-terminated polydimethylsiloxane DMS-A21; and

Figure 6 is a graph of surface pressure versus area on various aqueous subphases for Succinyl-Terminated Polydimethylsiloxane DMS-A21.

DESCRIPTION OF THE PREFERRED EMBODIMENT

25 In this document, the following terms have the meaning defined, unless otherwise described:

Hydrophobic: groups or molecules that would not normally be soluble in water;

30 **Hydrophilic:** groups or molecules that would normally be soluble in water;

Ligand: a chemical group capable of binding to a metal;

Alkyl: an aliphatic hydrocarbon, linear, branched and/or cyclic having up to 20 carbon atoms;

Aryl: a hydrocarbon residue base, having up to 20 carbons and containing at least one conjugated cyclic substructure, which cyclic structure may contain an O or N, and which cyclic structure may be substituted at a substitutable position with an alkyl group;

Functional alkyl: an alkyl group having one or more functional groups selected from halogens (F, Cl, Br, I); hydroxy groups (OH); thiols (SH), sulfides (SR, where R = alkyl, functional alkyl, aryl, or functional aryl), disulfides (SSR, where R = alkyl, functional alkyl, aryl or functional aryl groups), alkoxy groups (RO, where R = alkyl, functional alkyl, aryl or functional aryl); primary amine (NH₂), secondary amine (RNR', where R and R' = alkyl, functional alkyl, aryl or functional aryl groups) or tertiary amino groups (R₂N, where R = independently, alkyl, functional alkyl, aryl or functional aryl groups); primary phosphino (PH₂), secondary phosphino (RPH, where R = alkyl, functional alkyl, aryl or functional aryl) or tertiary phosphino groups (RR'P, where R and R' = alkyl, functional alkyl, aryl or functional aryl groups); carboxylic acids (COOH) and their derivatives including esters (COOR, where R = alkyl, functional alkyl, aryl or functional aryl), thioesters (COSR, CSOR, where R = alkyl, functional alkyl, aryl or functional aryl) and amides (CONH₂, CONHR, CONRR', where R and R' = alkyl, functional alkyl, aryl or functional aryl groups), carbonates (ROCO₂R') or derivatives (urethanes OCONH₂, OCONHR, OCONRR', NHCOOR, NR'COOR, ureas (NHCONH₂, NRCONH₂, NHCONRH, NHCONRR', NRCONHR', NRCONR'R'', where R,R' and R'' = alkyl, functional alkyl, aryl or functional aryl groups), aldehydes (CHO), ketones (COR, where R = alkyl, functional alkyl, aryl or functional aryl), alkenes (C=C) and alkynes (C≡C);

Functional aryl: an aryl group having one or more functional groups substituted at a substitutable position groups selected from halogens (F, Cl, Br, I); hydroxy groups (OH); thiols (SH), sulfides (SR, where R = alkyl, functional alkyl, aryl, or functional aryl), disulfides (SSR, where R = alkyl, functional alkyl, aryl or functional aryl groups), alkoxy groups (RO, where R = alkyl, functional alkyl, aryl or functional aryl) ; primary amine

(NH₂), secondary amine (RNR', where R and R' = alkyl, functional alkyl, aryl or functional aryl groups) or tertiary amino groups (R₂N, where R = independently, alkyl, functional alkyl, aryl or functional aryl groups); primary phosphino (PH₂), secondary phosphino (RPH, where R = alkyl, functional alkyl, aryl or functional aryl) or tertiary phosphino groups (RR'P, where R and R' = alkyl, functional alkyl, aryl or functional aryl groups); carboxylic acids (COOH) and their derivatives including esters (COOR, where R = alkyl, functional alkyl, aryl or functional aryl), thioesters (COSR, CSOR, where R = alkyl, functional alkyl, aryl or functional aryl) and amides (CONH₂, CONHR, CONRR', where R and R' = alkyl, functional alkyl, aryl or functional aryl groups), carbonates (ROCO₂R') or derivatives (urethanes OCONH₂, OCONHR, OCONRR', NHCOOR, NR'COOR, ureas (NHCONH₂, NRCONH₂, NHCONRH, NHCONRR', NRCONHR', NRCONR'R'', where R, R' and R'' = alkyl, functional alkyl, aryl or functional aryl groups), aldehydes (CHO), ketones (COR, where R = alkyl, functional alkyl, aryl or functional aryl), alkenes (C=C) and alkynes (C≡C);

Functional alkyl groups bearing heteroatom-based ligands: the subset of functional alkyl, having one or more O, N, or S atoms including hydroxy, thiols, sulfides, disulfides, alkoxy, primary, secondary and tertiary amino groups, primary, secondary and tertiary phosphino groups, carboxylic acids and their derivatives including esters, thioesters, amides, carbonates or their derivatives including urethanes, ureas, aldehydes, and ketones;

Functional aryl groups bearing heteroatom-based ligands: the subset of functional aryl, having one or more O, N, or S atoms including hydroxy, thiols, sulfides, disulfides, alkoxy, primary, secondary and tertiary amino groups, primary, secondary and tertiary phosphino groups, carboxylic acids and their derivatives including esters, thioesters, amides, carbonates or their derivatives including urethanes, ureas, aldehydes, and ketones;

Functional alkyl groups bearing heteroatom-based ligands where the ligands possess exchangeable hydrogens: the subset of functional alkyl, having a group selected from OH, NH, SH, or PH;

Functional aryl groups bearing heteroatom-based ligands where the ligands possess exchangeable hydrogens: the subset of functional aryl, having a group selected from OH, NH, SH or PH;

Functional alkyl groups bearing -ligands: the subset of functional alkyl groups, having unsaturation in the form of double bonds between C and Y and/or between N and Y, where Y is S, O, NR, PR, CRR', and/or triple bonds between C and Z, where Z is CR or N; and where R, and R' are independently selected from alkyl, functional alkyl, aryl, functional aryl, OH, NH, SH, or PH;

Functional aryl groups bearing ligands: the subset of functional aryl groups, having unsaturation in the form of double bonds between C and Y and/or between N and Y, where Y is S, O, NR, PR, CRR', and/or triple bonds between C and Z, where Z is CR or N; and where R, and R' are independently selected from alkyl, functional alkyl, aryl, functional aryl, OH, NH, SH, or PH;

Alkoxy: OR, where R is alkyl, functional alkyl, aryl or functional aryl;

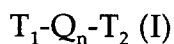
Siloxy: OSiRR'R'', where R, R', and R'' are independently alkyl, functional alkyl, aryl or functional aryl groups, alkoxy, other siloxy groups, or OH;

Metal: all metals of the periodic table, including without limitation, alkali metals, alkaline earth metals, transition metals, lanthanides, actinides, and Group 13 elements including Boron.

Those skilled in the art will appreciate that there are combinations of functional groups that will react (e.g., amines + alkyl halides) which are thus mutually incompatible. These combinations are not to be inferred in the following discussion.

In accordance with the present invention, a silicone polymer backbone has at least one covalently bonded metal binding site. The metal binding site has at least two ligands such that any metallic binding is at least bidentate, although it may also have three, four, five or more binding sites (i.e. it may be tri, tetra, penta, hexa, etc. dentate). Generally, the silicone polymer may be any polysiloxane structure which is hydrophobic in nature. The term "silicone polymer" and "polysiloxane" are used interchangeably herein.

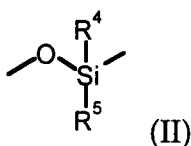
More preferably, the silicone polymer backbone may be a compound of the formula I:



5

where n is greater than or equal to 0;

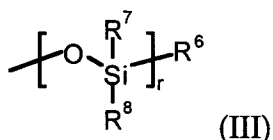
Q is an internal siloxane group of the formula II:



10

R^4 and R^5 , for each internal siloxane group, are the same or different, and where R^4 and R^5 are independently, H with the proviso that both R^4 and R^5 are not both H on the same internal siloxane group, alkoxy, alkyl, aryl, functional alkyl, functional aryl, a metal-binding site comprising at least two ligands optionally bound to a metal, or a group having an internal siloxane group of the formula III:

15



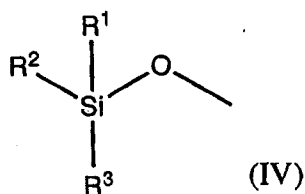
20

where r is ≥ 0 ;

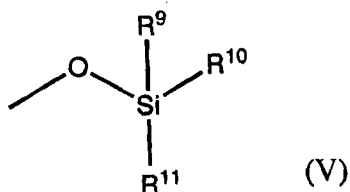
R^7 , and R^8 , for each internal siloxane group are the same or different, and R^6 , R^7 , and R^8 are independently H with the proviso that not more than one of R^6 , R^7 , and R^8 is H on any siloxane group, alkoxy, siloxy, alkyl, functional alkyl, aryl, functional aryl, or a metal binding site comprising at least two ligands optionally bound to a metal;

25

T_1 is a group of the formula (IV):



T₂ is a group of the formula (V):



where, R¹, R², R³, R⁹, R¹⁰, R¹¹, are independently, H with the proviso that each silicon atom has no more than one H, alkoxy, siloxy, alkyl, functional alkyl, aryl, functional aryl, or a metal binding site comprising at least two ligands optionally bound to a metal; with the proviso that at least one of R¹ to R¹¹ is a metal binding site comprising at least two ligands optionally bound to a metal and with the proviso that the molecular weight of the compound is between about 500 and about 500,000 g/mol.

Some more specific examples of suitable substituents for R¹ to R¹¹ include linear, branched and cyclic saturated alkyl groups having up to 20 carbons such as methyl, ethyl, n-propyl, i-propyl, n-butyl, i-butyl, t-butyl, pentyl, n-hexyl, cyclohexyl etc., linear, branched and cyclic alkoxy groups having up to 20 carbon atoms such as methoxy, ethoxy, propoxy, butoxy, cyclopentyloxy, etc., unsaturated non-cyclic hydrocarbon groups having up to 20 carbon atoms such as vinyl, allyl, propargyl, etc., unsaturated derivatives of fatty acids having up to 20 carbon atoms such as linolenyl groups, unsaturated cyclic hydrocarbon groups such as cyclopentadienyl, and aryl groups such as phenyl, tolyl, benzyl, naphthyl, etc. These substituents may be substituted at a substitutable position with a halogen such as fluorine, chlorine, bromine or iodine, or with a hydroxy, alkoxy, amino group, etc. It will be appreciated, however, that the substituents should not materially affect the hydrophobic properties of the silicone polymer backbone.

The silicone polymer may have a molecular weight (g/mol) between about 500 and about 500,000, preferably between about 500 and about 15,000 and more preferably between about 1,500 and about 15,000.

It will be appreciated that compounds of the formula I include those polysiloxanes having a "linear" backbone, as well as those having a "branched" backbone structure.

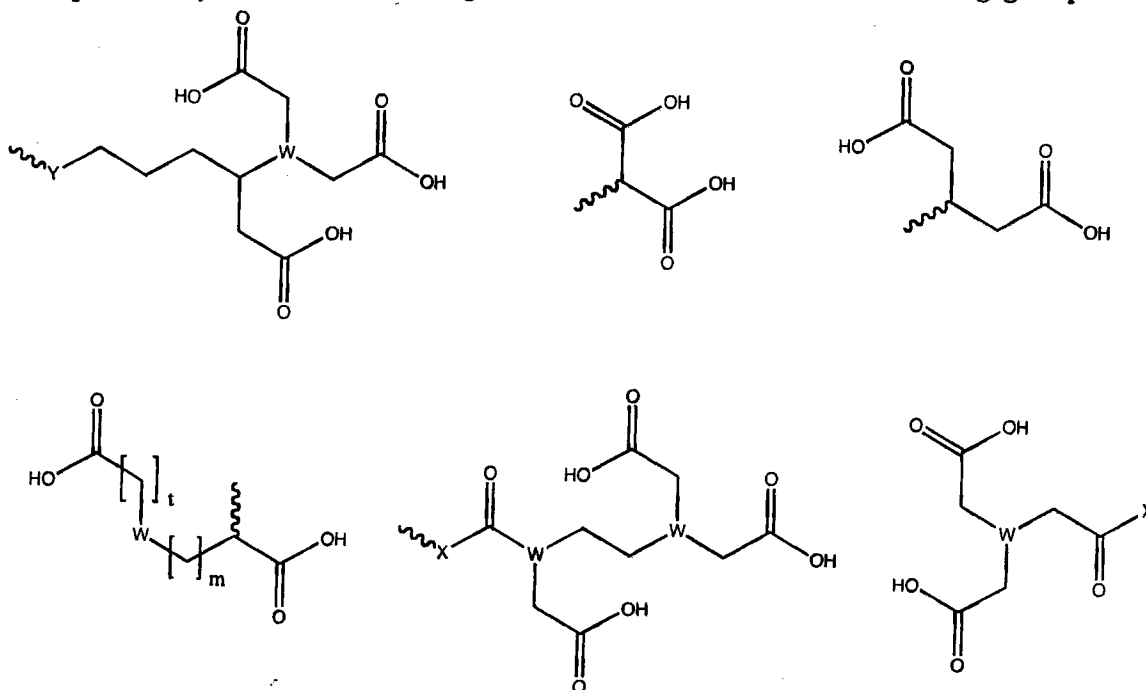
The compounds include at least one covalently bound site capable of binding a metal. This site will possess multiple ligands (>1, i.e., bi-, tri-, tetra-, penta-, or hexadentate), which may be the same or different. Preferably, the site will have three or more ligands capable of binding a metal.

The metal-binding sites may be covalently bonded to the silicone polymer backbone at one or both of the polymer's terminal ends. Alternatively, or in addition, the ligands may be covalently bonded to the polymer backbone in a periodic fashion. Preferably, the metal-binding sites are periodically bonded to the silicone polymer backbone at intervals between about every 5th to about every 200th internal Si-O- group. It will be appreciated by those skilled in the art that the desired periodic interval between the metal-binding sites will depend upon factors such as steric hindrance, polarity of the resulting compound and the specific demands of the application in which the compounds are used.

The metal-binding site includes ligands capable of binding a metal, provided that, either before or after metal complexation, they are hydrophilic. Many metal ligands are known to those skilled in the art, and for example, are described in Cotton F. A. and Wilkinson G., *Advanced Inorganic Chemistry*, 3rd ed (1972: Wiley & Sons, NY), and King R. B., *Encyclopedia of Inorganic Chemistry*, (1994: Wiley and Sons, Chichester, Vol. 2, pp. 777-821).

Preferably, the ligands are functional alkyl groups bearing heteroatom-based ligands, functional aryl groups bearing heteroatom-based ligands, functional alkyl groups bearing heteroatom-based ligands where the ligands possess exchangeable hydrogens, functional aryl groups bearing heteroatom-based ligands where the ligands possess

exchangeable hydrogens, functional alkyl groups bearing π -ligands, or functional aryl groups bearing π -ligands. More preferably, the metal binding sites have as ligands two or more carboxylic acid groups. Most preferably, the metal binding sites are selected from the following groups:



5

where W is N, P or C; X is C, N, or O; Y is N, O, S, P or C; t is between 1 and 10; and m is between 0 and 10.

10

The metal binding sites include a linker to covalently bond the metal binding site to the silicone polymer backbone. Suitable linkers, and methods of their preparation, are known to those skilled in the art, and include those described in Brook M. A., *Silicon in Organic, Organometallic and Polymer Chemistry* (2000: Wiley & Sons, N.Y).

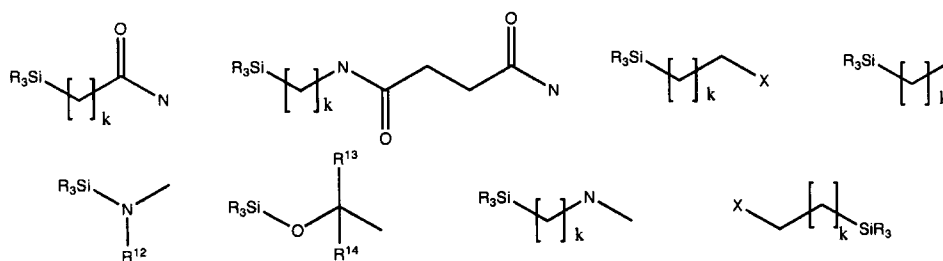
15

Preferably, the linkers are selected from single C, N, O, S, or P atoms, or more complex functional groups including amides, esters, thioesters, urethanes, ureas, alkyl, aryl, functional alkyl and functional aryl groups.

20

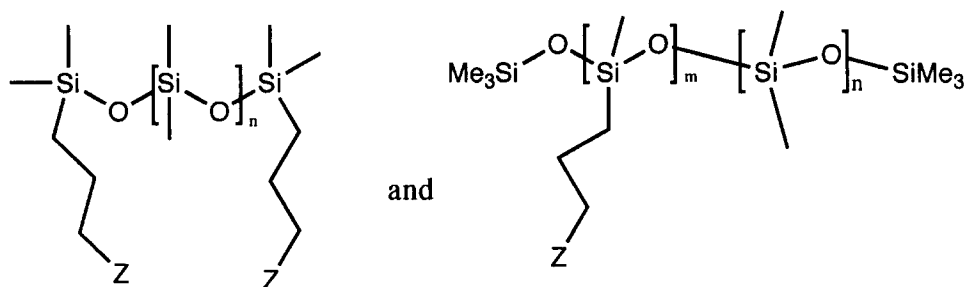
Most preferably, the linkers are selected from the following groups including $-\text{CO}-(\text{CH}_2)_k\text{SiR}_3$, $-\text{XCO}-(\text{CH}_2)_k\text{SiR}_3$, $-(\text{CH}_2)_k\text{SiR}_3$, or $-\text{OCX}-(\text{CH}_2)_k\text{SiR}_3$ where X is C, O, N, or S, k is between 0 and 10, and SiR_3 represents the silicone polymer backbone.

Some examples of specific linkers, include:

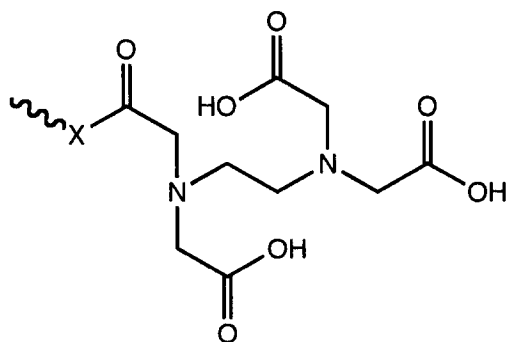


where k is between 0 and 10; R^{12} is hydrogen, alkyl, aryl, functional alkyl or functional aryl; and R^{13} and R^{14} are independently hydrogen, alkyl, aryl, functional alkyl, functional aryl, alkoxy or siloxy, and where R_3Si is the silicone polymer backbone

Further linkers include compounds of the following general formula

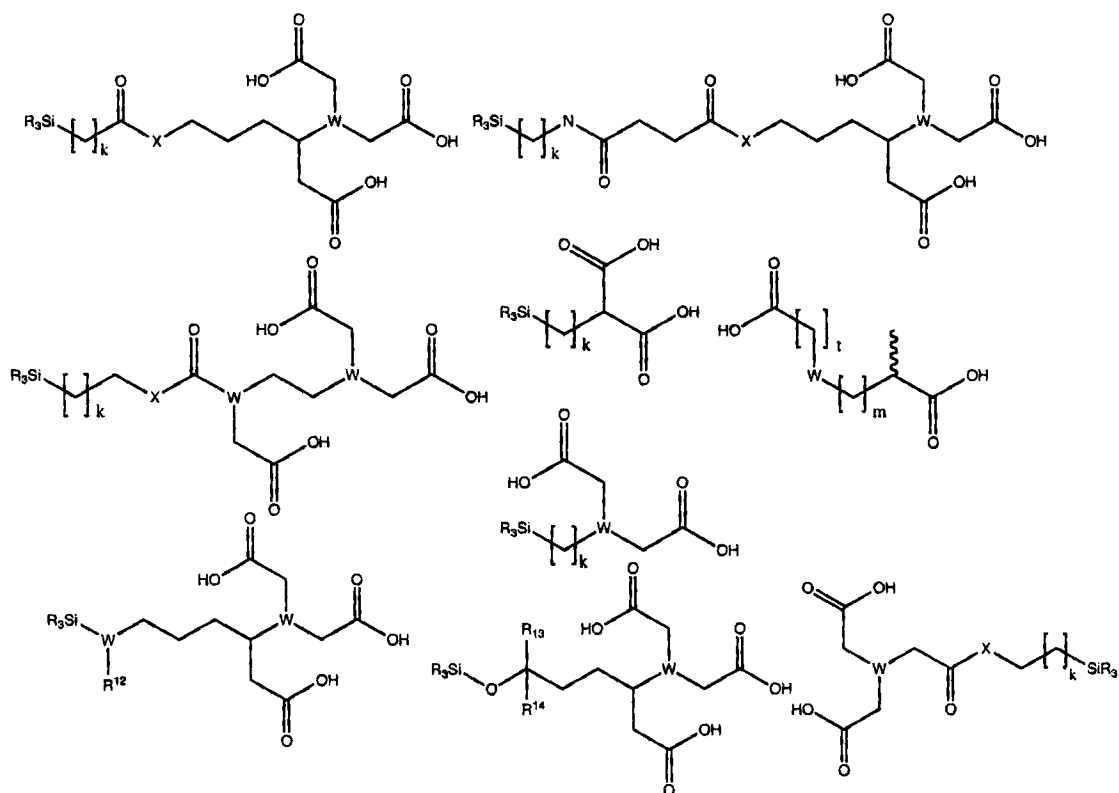


where Z is a group of the formula:



where X is O or N; and n and m are independently greater than or equal to 0, with the proviso that the total molecular weight of the compound is between about 500 and 500,000 g/mol.

Some specific examples of metal binding sites including linkers are:

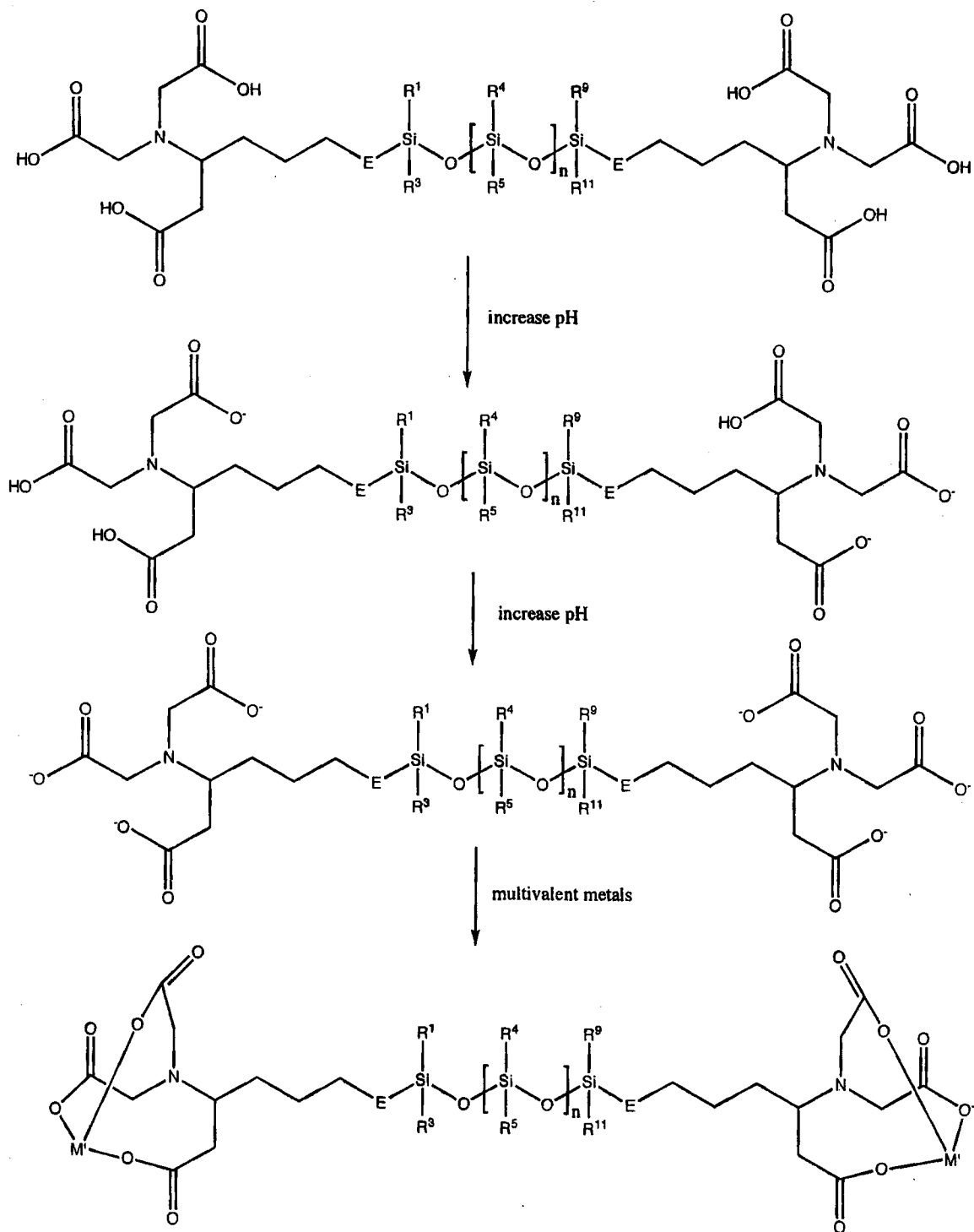


where W is N, P, or C; X is C, N, O or S; n is between 1 and 10; k is between 0 and 10; R^{12} is hydrogen, alkyl, aryl, functional alkyl or functional aryl; and R^{13} and R^{14} are independently hydrogen, alkyl, aryl,

functional alkyl, functional aryl, alkoxy or siloxy, and where R_3Si is the silicone polymer backbone.

The metal to which the ligand may bind may be any metal. Preferably, the metal is charged metal ion, which may be bound by a metal binding site. More preferably, the metal ion is selected from the group of charged metal ions including Ca^{2+} , Mg^{2+} , Ni^{2+} , Fe^{3+} , Cu^{2+} , and Co^{2+} .

As will be appreciated, by incorporating the described metal binding sites, the properties of the silicone polymers may be changed by modification of solution pH, and by complexing metals of different charge states to the polymer. For example, the following scheme demonstrates how a neutral compound may be converted into an ionic species by increasing pH or by the binding of a multivalent metal ion.



The compounds of the present invention may be prepared by the following general synthesis, which is exemplified in the later described specific examples.

Preferably, in the first instance, a linker is grafted to the chelating group. In a subsequent or concomitant step, the linker is covalently grafted to a functionalized silicone. There are many convenient routes

that may be utilized, which will be readily apparent to those skilled in the art. Some, without limitation, are provided to demonstrate the flexibility of the approach.

The linker (already bonded with the chelator) may be grafted to a functionalized silicone polymer in any of the following methods:

Amine: To a haloalkyl-modified silicone (e.g., $R_3Si[CH_2]_3Cl$), in a suitable organic or aqueous solvent, is added a linker that is bound to a chelating group containing an amine. Preferably the amine is a primary or secondary amine (H_2NR^{CHEL}). The reaction leads to the chelating silicone $R_3Si[CH_2]_3NHR^{CHEL}$.

Alternatively, to an alcohol-modified silicone (e.g., $R_3Si[CH_2]_3OH$), in a suitable organic or aqueous solvent, is added a linker that is bound to a chelating group containing a haloalkane group, ($X[CH_2]_nCHEL$). The reaction leads to the chelating silicone $R_3Si[CH_2]_3N[CH_2]_nCHEL$.

Ether: To a haloalkyl-modified silicone (e.g., $R_3Si[CH_2]_3Cl$), in a suitable organic or aqueous solvent, is added a linker that is bound to a chelating group containing an alcohol (HOR^{CHEL}). The reaction leads to the chelating silicone $R_3Si[CH_2]_3OR^{CHEL}$.

Ester: To an alcohol-modified silicone (e.g., $R_3Si[CH_2]_3OH$), in a suitable organic or aqueous solvent, is added a linker that is bound to a chelating group having an activated carboxylic acid group (acid anhydride, acid halide, activated ester, e.g., *N*-hydroxysuccimide ester) $ZCOCHEL$. The reaction leads to the chelating silicone, $R_3Si[CH_2]_3OCOCHEL$.

Amide: To an amine-modified silicone (e.g., $R_3Si[CH_2]_3NH_2$), in a suitable organic or aqueous solvent, is added a linker that is bound to a chelating group having an activated carboxylic acid group (acid anhydride, acid halide, activated ester, e.g., *N*-hydroxysuccimide ester) $ZCOCHEL$. The reaction leads to the chelating silicone, $R_3Si[CH_2]_3NCOCHEL$.

The linker may be grafted to the chelating group in an analogous manner, using standard organic functional group chemistry, e.g., via amines, esters, ethers and amides.

The compounds of the present invention may have a variety of applications. While the materials possess interesting surface activity in the absence of metal, they have the additional possibility of undergoing changes in surface activity as a function of stimuli including pH and the addition of different metals of different valency and charge. They may be used in applications requiring the interaction of silicone polymers with proteins, for example personal care products such as hair conditioners or hand creams, in the isolation and purification of proteins by affinity chromatography, in the stabilization of proteins for delivery in washing powders or in drug delivery systems. They may also be used as surfactants and emulsifiers in a wide variety of applications requiring control of the surface activity, since their properties may be modified on demand. They may also be used in the stabilization of interfaces of minerals, for example, calcium carbonate, in hydrophobic media or to hydrophobize such compounds for use in aqueous systems. These examples of uses are intended only to be illustrative, and not limiting. Skilled artisans will understand and appreciate a wide range of useful applications for the compounds of the present invention.

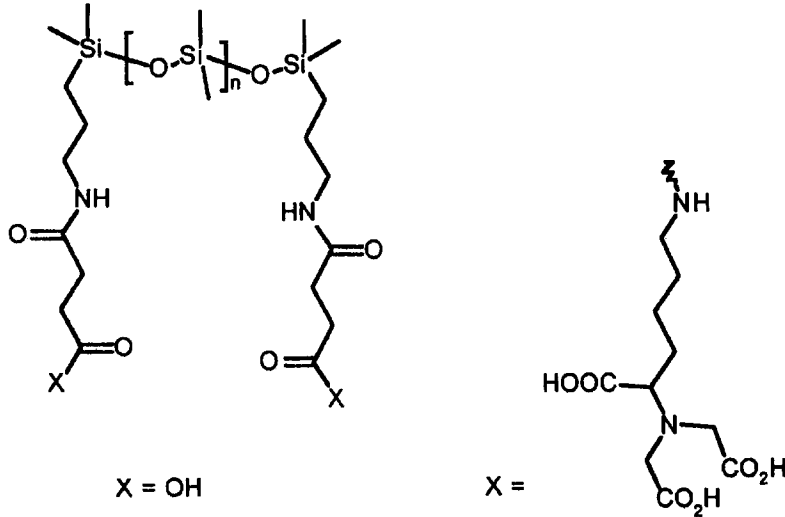
The following examples, which are non-limiting, are illustrative of the present invention. The scope of the invention is limited only by the claims.

EXAMPLES

General

As more completely described below, poly(dimethylsiloxane) oligomers functionalized with terminal and pendant NTA chelating groups were prepared by a linear multistep synthesis utilizing, until the last step, ester-protected carboxylic acids. The starting materials were commercially available aminopropylsilicones. This approach avoided separation steps that were difficult because of the high surface activity of both the intermediate and ultimate hydrophilically-modified silicones (the final compounds and their intermediates were capable of efficiently stabilizing emulsions, as evidenced during attempted washing of reaction mixtures containing the compounds, water and either ether or chlorinated hydrocarbons).

Chart 1: NTA- and succinyl-silicone chelators: terminal functionalization.

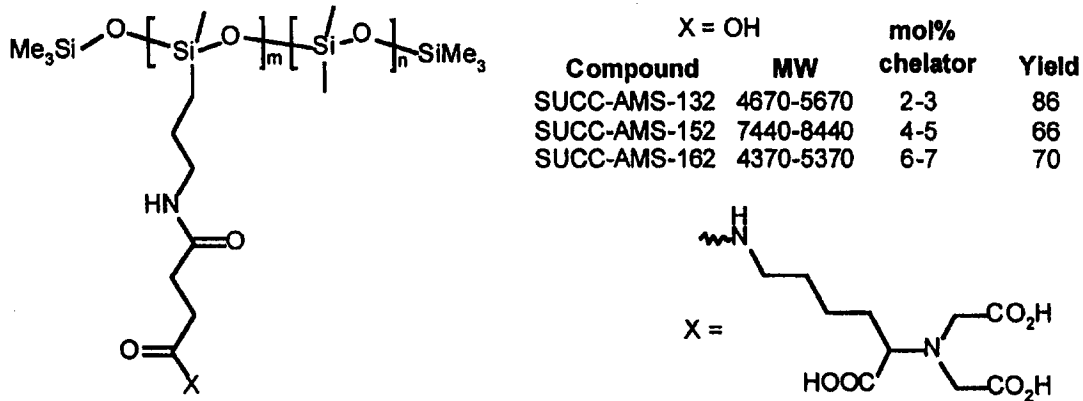


Compound	MW	Yield ^a	Compound	MW	Yield ^a
SUCC-DMS-A11	1075	95	NTA-DMS-A11	1550	95
SUCC-DMS-A15	3200	95	NTA-DMS-A15	3690	52
SUCC-DMS-A21	5200	95	NTA-DMS-A21	5690	65

^a starting from the amino silicone

5

Chart 2: NTA- and succinyl-silicone chelators: pendant functionalization.

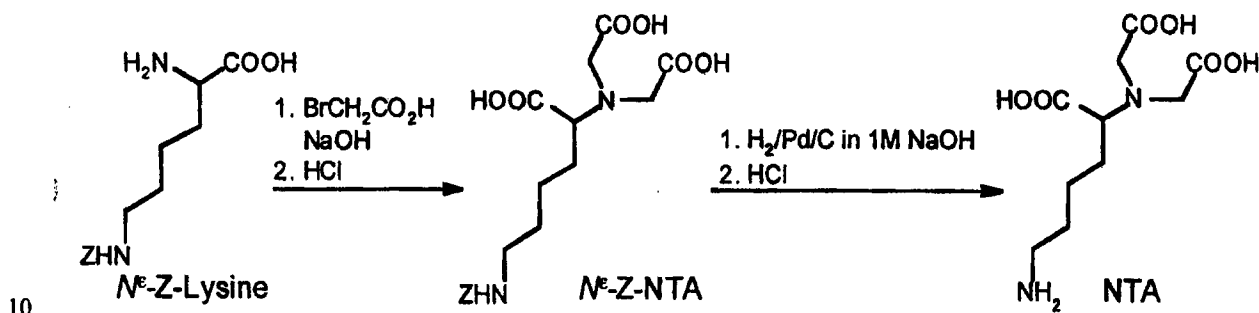


Compound	MW	mol% chelator	Yield
SUCC-AMS-132	4670-5670	2-3	86
SUCC-AMS-152	7440-8440	4-5	66
SUCC-AMS-162	4370-5370	6-7	70

Compound	MW	mol% chelator	Yield
NTA-AMS-132	5060-6060	2-3	25
NTA-AMS-152	8500-9500	4-5	12
NTA-AMS-162	5270-6270	6-7	74

The chelating agent used in these reactions, *N,N*-bis(carboxymethyl)-*L*-lysine (NTA), was derived from lysine according to the procedure presented by Hochuli *et al.* (J. Chromatogr. 1987, 411, 177) that utilizes carboxymethylation of *Z*-protected ($Z = C_6H_5CH_2OCO\sim$) lysine and subsequent deprotection/reprotection steps (Scheme 1 below). The final product (NTA) was purified by trituration with hot methanol and then recrystallization, or by desalting on a column filled with Sephadex®-G10 size exclusion gel (MW cutoff < 700), followed by lyophilization. These purification steps were not trivial.

Scheme 1

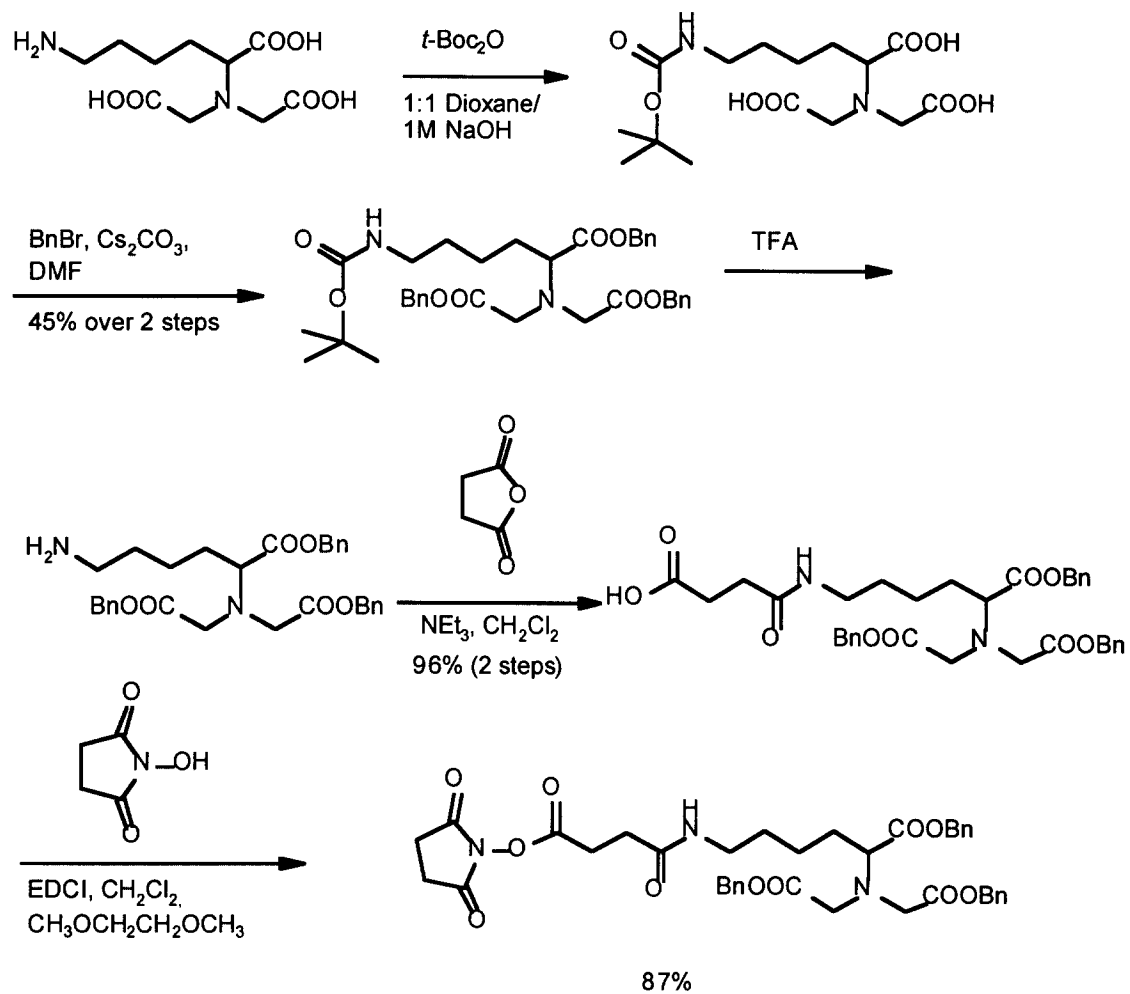


15 The synthesis of the chelating silicones began with commercially available aminopropylsilicones, both terminal and pendant. The general synthesis is shown in Schemes 2 and 3. Standard reactions for peptide synthesis were utilized. *N*-*tert*-Butyloxycarbonyl-NTA tricesium salt was synthesized from NTA and di-*tert*-butyldicarbonate and used for the next step without further purification (BOC = *N*-*tert*-Butyloxycarbonyl). The introduction of the benzyl groups, using benzyl bromide met with some difficulties and the low yield (45% after silica gel chromatography) was due to the fact that significant amounts of mono and di-benzyl esters were obtained along with the desired tribenzyl ester.

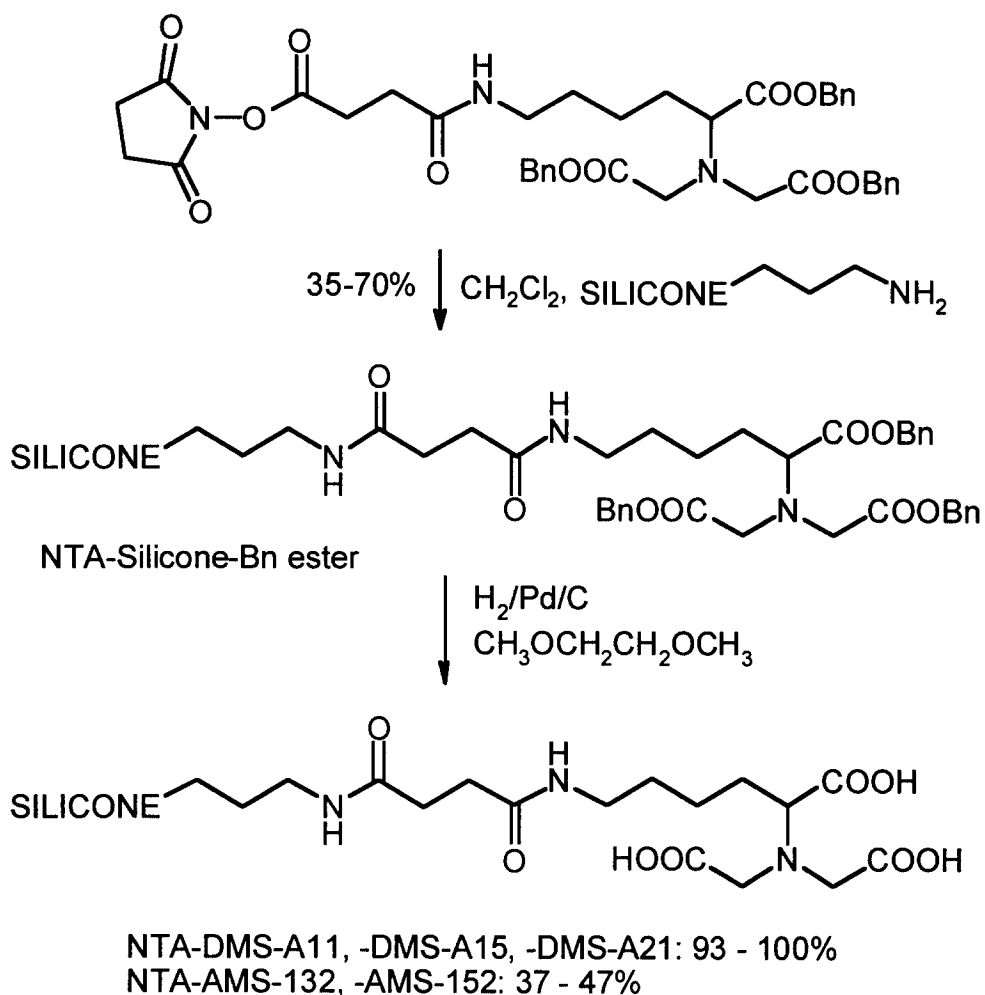
20 The BOC group was removed by treatment with trifluoroacetic acid and the product (as a TFA salt) was used for the next step without further purification. The primary amino group of the NTA-benzyl ester was reacted with succinic anhydride (96% yield), and the free carboxylic acid group of the succinyl-NTA-benzyl ester was esterified with *N*-hydroxysuccinimide, to give the activated ester that, after silica gel chromatography, was stable at 8 °C for at least 2 weeks (Scheme 2).

In the penultimate step (Scheme 3), the aminopropyl-functional silicone was reacted with a 10–15% molar excess of *N*-SSU-NTA-Bn ester to generate a stable amide bond. Excess NTA reactant was consumed by small amounts of AMS-162, an aminopropyl-methylsiloxane-dimethylsiloxane having 7–8% mol amino groups and M_w 4000–5000. These compounds, and the excess NTA with which they reacted, were completely retained by silica gel during the column chromatography purification step. The final step of the synthesis involved the removal of the benzyl protective groups by hydrogenation in the presence of palladium on charcoal. The end functional-silicone chelators were obtained in higher yields (93–100%) after catalyst and solvent removal, than the pendant silicone chelators: NTA-AMS-132 and NTA-AMS-152 were obtained in 47% and 33% yield, respectively. The removal of the catalyst was quite difficult for these two cases, due to the formation of very fine water/oil dispersions. This route provided a generic two step synthesis for a variety of silicone chelators, with the chelating moiety attached either to the ends or pendant from the polysiloxane backbone. Although these compounds were somewhat difficult to characterize as the free carboxylic acids, except by electrospray-mass spectroscopy, the structures of the penultimate tribenzyl esters were easily determined by $^1\text{H-NMR}$, $^{13}\text{C-NMR}$, FT-IR, GPC.

- 22 -



Scheme 2

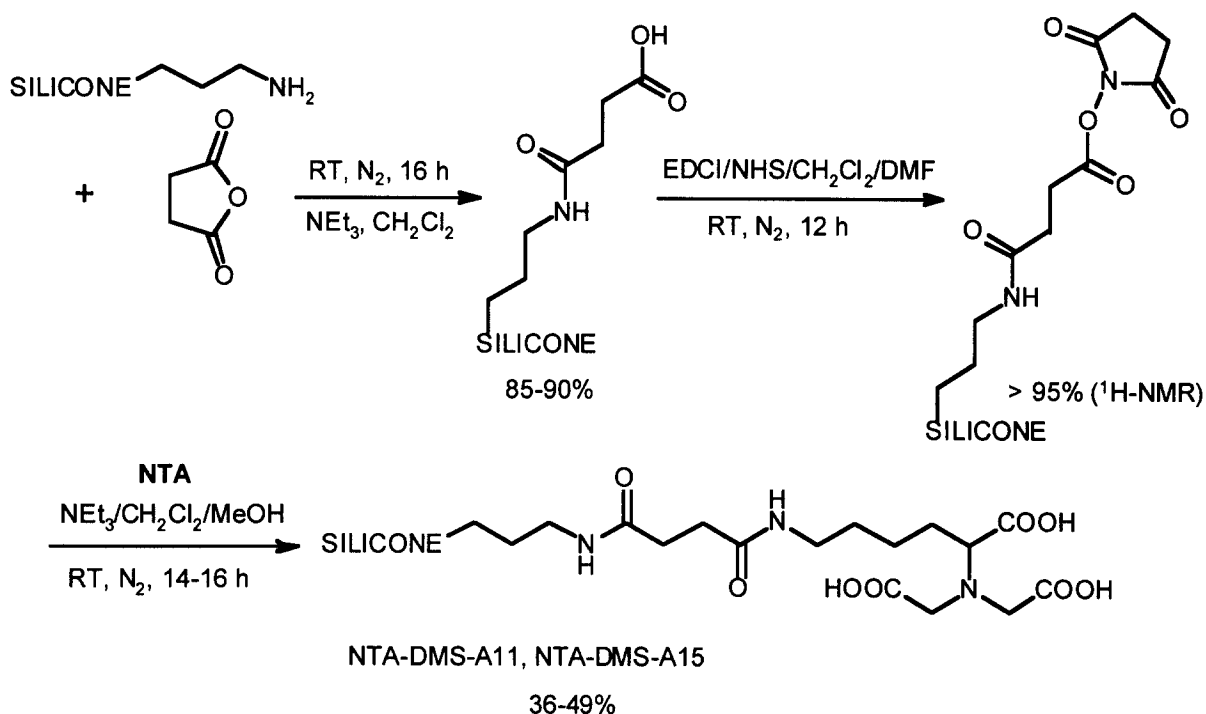


Scheme 3

Alternatively, the chelating silicone may be prepared starting from the
 5 aminosilicones. In this case, ester protection was not used. Activation of the
 carboxyl groups on the silicones (2.5 parts) was performed by reaction with *N*-
 hydroxysuccinimide (5 parts) in the presence of 1-ethyl-3-(3-
 dimethylaminopropyl)carbodiimide hydrochloride (5 parts) in 1,2-
 dimethoxyethane (220 parts). After removal of the solvents in vacuo, the residue
 10 was dissolved in methylene chloride (900 parts), washed with water, 1N HCl and
 then dried over sodium sulfate (Scheme 4).

The succinimidyl-terminated polydimethylsiloxane (65 parts) dissolved in
 1,2-dimethoxyethane (150 parts) was vigorously stirred with *N*^α,*N*^α-
 bis(carboxymethyl)-*L*-lysine sodium salt (1.5 parts) dissolved in water (270 parts)
 15 overnight. The two layers were separated and the solvents were removed in
 vacuo from the bottom aqueous layer. The solid obtained was purified by dialysis

against deionized water. Lyophilization led to the desired product as a white solid.



Scheme 4

5 Properties of the Chelating Silicones

In order to test the ability of NTA-DMS-A11 to form complexes with metal cations, the chelating silicone was dissolved/dispersed in deionized water (5×10^{-4} M) and treated with 10^{-3} M solutions of CuCl₂, FeCl₃, and CoCl₂.

The solutions obtained were analyzed by electrospray-mass-spectroscopy (ES-MS). Ammonium hydroxide (1 drop of 0.1% NH₄OH solution) was added and the data were recorded in negative ion mode. It is known that Fe³⁺, Co²⁺, and Cu²⁺ form stable complexes with iminodiacetic acid type chelators (tridentate ligands) and EDTA (a pentadentate ligand for Cu²⁺ and Co²⁺, and a hexadentate ligand for Fe³⁺) at pH values larger than 5. Under these conditions, it is also known that silicones undergo depolymerization. Thus, it was not surprising to observe the molecular ions of complexed fragments containing only one silicon-based residue: the highest molecular weight ions [(Si-(CH₂)₃NCO(CH₂)₂CON-NTA-Mⁿ⁺)]⁻ were 529, 533, and 536, for Mⁿ⁺ = Fe³⁺, Co²⁺, and Cu²⁺, respectively.

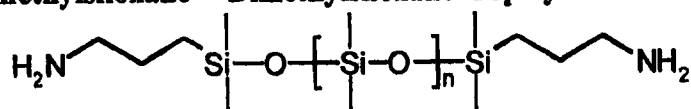
Specific Examples

Chemical Reagents

N^ε-Benzyloxycarbonyl-*L*-lysine (99%, Bachem), bromoacetic acid (97%, Aldrich), palladium on activated charcoal (Degussa type E101NE/W, wet/Pd 10% dry weight basis, water 50%, Aldrich), Celite® (Aldrich), benzyl bromide (98%, Aldrich), cesium carbonate (99%, Aldrich), di-*t*-butyl pyrocarbonate (99%, Aldrich), anhydrous *N,N*-dimethylformamide (99.8%, Aldrich), trifluoroacetic acid (99+%, Aldrich), succinic anhydride (99%, Aldrich), *N*-hydroxysuccinimide (97%, Aldrich), 1-(3-dimethylaminopropyl)-3-ethylcarbodiimide hydrochloride (98%, Aldrich), 4-nitrobenzyl chloride (99%, Aldrich), hydrogen bromide (30% solution in acetic acid, Aldrich), allyl alcohol (99%, Aldrich), *n*-butyllithium (1.6 M solution in hexanes, Aldrich), chlorotrimethylsilane (redistilled, 99+%, Aldrich), dicumyl peroxide (98%, Aldrich), 1,1,1,3,3,3-hexamethyldisilazane (99.9%, Aldrich), platinum-divinyl-tetramethyldisiloxane complex (Karstedt's catalyst) in xylene (Gelest), and vinylmagnesium bromide (1.0 M solution in tetrahydrofuran, Aldrich), were used as received. Sodium bicarbonate, potassium hydroxide, and sodium hydroxide were obtained from BDH Chemicals. Acetic acid and hydrochloric acid were obtained from Fischer Scientific. The NMR solvents D₂O, CDCl₃, CD₂Cl₂, CD₃OD, and CD₃CN were obtained from Cambridge Isotope Laboratories. Bio-Rad Laboratories supplied Bio-beads® S-X1 (divinylbenzene crosslinked styrene). Toyopearl® HW-40C gel filtration was supplied by Supelco (Sigma-Aldrich Canada Ltd.). Amino-functionalized silicones were purchased from Gelest Inc. (Table 1).

Table 1: Commercial Aminopropyl-Terminated Polydimethylsiloxanes

Aminopropylmethylsiloxane – Dimethylsiloxane Copolymers



5

Homopolymers			
Code	Viscosity (cSt)	Molecular weight*	% Amine (NH ₂)
DMS-A11	10 - 15	850 - 900	3.2 - 3.8
DMS-A15	50 - 60	3000	1.0 - 1.2
DMS-A21	100 - 120	5000	0.6 - 0.7
Copolymers			
Code	Viscosity (cSt)	Molecular weight*	% Amine (NH ₂)
AMS-132	80 - 100	4500 - 5500	2 - 3
AMS-152	150 - 260	7000 - 8000	4 - 5
AMS-162	80 - 120	4000 - 5000	6 - 7

* Value provided by supplier; based on polystyrene standards.

Purification

10 Triethylamine (99%, Aldrich) was dried over KOH pellets, distilled and stored over molecular sieves (4 Å). Methylene chloride (98%, Aldrich) was distilled from calcium hydride. 1,1,1-Trichloroethane (reagent grade, Caledon) was filtered using a type HA 0.45 μm Millipore filter. Chlorodimethylsilane (97%, Aldrich), chlorodimethylvinylsilane (97%, Gelest), and chlorotrimethylsilane
 15 (98%, Aldrich) were distilled under an inert (nitrogen) atmosphere and stored over molecular sieves. Diethyl ether (99.9%, Aldrich) was distilled over lithium aluminum hydride. Tetrahydrofuran (99%, Aldrich) was first distilled from lithium aluminum hydride and then from potassium/benzophenone. A Milli-Q®

purification system (Waters Associates, Millford, Massachusetts) was used to deionize and further purify distilled water.

General Procedures

All syntheses were carried out in dry apparatus under a dry nitrogen atmosphere utilizing conventional bench-top techniques.

Compound Characterization

^1H NMR Fourier spectra were recorded on a Bruker DRX-500 (500 MHz) spectrometer, Bruker AC-300 (300 MHz) spectrometer or Bruker AC-200 (200 MHz) spectrometer. ^{13}C and ^{29}Si NMR were performed on a Bruker DRX-500 spectrometer (at 125.7 MHz and 99.3 MHz for carbon and silicon, respectively), a Bruker AC-200 spectrometer (at 50.3 MHz for carbon), and a Bruker AC-300 spectrometer (at 75.4 MHz and 59.60 MHz for carbon and silicon, respectively). Two dimensional ^1H -, ^{13}C -, and ^1H - ^1H chemical shift correlation experiments were recorded on a Bruker DRX-500 spectrometer. Chemical shifts for ^1H NMR spectra are reported with respect to the following standards: residual chloroform set at 7.24 ppm, CDHCl_2 set at 5.32 ppm, CD_2HOD set at 3.30 ppm, the HDO peak at 4.67 ppm, and tetramethylsilane set at 0 ppm. ^{13}C NMR spectra are reported with respect to the following standards: chloroform set at 77 ppm, methylene chloride set at 53.8 ppm, and tetramethylsilane set at 0 ppm. Chemical shifts for ^{29}Si NMR spectra are reported with respect to tetramethylsilane set at 0 ppm. Coupling constants (J) are recorded in hertz (Hz). The abbreviations s = singlet, d = doublet, t = triplet, dd = doublet of doublets, m = multiplet, are used in reporting the spectra.

Mass spectrometry by chemical ionization (CI), with ammonia as the reagent gas ($\text{NH}_3\text{-CI}$), and electron impact (EI) mass spectra were recorded on a VG Analytical ZAB-E double focusing mass spectrometer. Low-resolution spectra were recorded for routine sample analysis of non-polar samples where appropriate. Typical experimental conditions were: mass resolution 1000, electron energy 70 eV, source temperature 200 °C, source pressure of 2×10^{-6} mbar for EI and 4×10^{-5} mbar for CI. Mass spectra were reported as percent intensity (%) versus mass/charge (m/z) ratio.

Pneumatically-assisted electrospray ionization mass spectrometry ESMS was performed on a Micromass Quattro-LC® Triple quadrupole mass spectrometer with dichloromethane, dichloromethane:methanol (50/50) or methanol as the mobile phase at a flow rate of 15 μ L/min, with use of a Brownlee Microgradient® syringe pump. Samples were dissolved in dichloromethane:methanol (50/50) or pure methanol. Ammonia or NH₄OAc was added for analysis in the negative mode ; for analysis in the positive mode, formic acid was added .

Infrared spectra in the 4000 – 400 cm⁻¹ region were recorded on a BioRad FTS-40 Fourier transform spectrometer. Solid samples were prepared as KBr pellets (1-5 % w/w). Ultraviolet spectra were recorded on a Hewlett-Packard 8451 diode array spectrometer.

The molecular weight distributions of oligomers, grafted products, and functional silicones were analyzed using a Waters Gel Permeation Chromatograph equipped with a Waters 410 Differential Refractive Index detector. Two Waters Styragel® HR-4E (7.8x300 mm) columns in series were utilized with 1,1,1-trichloroethane as solvent flowing at 1 mL/min for functional silicone analysis. Narrow molecular weight polydimethylsiloxane standards (Polymer Laboratories) were used for calibration of the chromatographic system.

Synthetic Procedures

20 Preparation of NTA

N^α,N^ω-Bis(carboxymethyl)-*N^ε*-(benzyloxycarbonyl)-*L*-lysine [*N*-Z NTA]

N^ε-(Benzyloxycarbonyl)-*L*-lysine (14.0 g, 0.05 mol) was dissolved in 2M NaOH (125 mL, 0.25 mol) with stirring, and cooled to 0 °C. Bromoacetic acid (27.8 g, 0.2 mol) was added gradually with stirring and the pH of the solution was adjusted to 12.5 – 13.0 by the addition of NaOH. After 2 h the reaction mixture was warmed to room temperature and the reaction was allowed to continue overnight. Several pH adjustments were necessary in order to maintain a pH value above 12. The reaction mixture was heated to 50 °C for 4 h with stirring and pH adjustments to maintain a pH above 12. After cooling to room temperature, the product was precipitated from the solution by adding 1N HCl to

pH 1.8, filtered, and dried overnight under high vacuum at 50 °C. A white solid (18.85 g, 0.048 mol, 95%) was obtained (m.p. 171 - 174 °C).

¹H NMR (DMSO-*d*₆, 200. MHz) δ 9.19 (s, br, 3H, CO₂H), 7.33 (m, 5H, Ph), 7.24 (t, *J* = 4.8 Hz, 1H, NH), 4.99 (s, 2H, PhCH₂), 3.46 (s, 4H, HO₂CCH₂), 3.32 (m, 1H, HO₂CCHCH₂), 2.95 (m, 2H, ZNHCH₂), 1.57 (m, 2H, HO₂CCHCH₂), 1.36 (m, 4H, ZNHCH₂CH₂CH₂); ¹³C NMR (D₂O: CD₃CN (1:1), 50.3 MHz) δ 175.4 (CO₂H), 175.1 (2 x CO₂H), 158.4 (HNC=O), 138.0 (Ph), 129.6 (Ph), 129.1 (Ph), 128.8 (Ph), 67.2 (HO₂CCHCH₂), 66.6 (2 x HO₂CCH₂), 55.5 (PhCH₂), 41.2 (ZNHCH₂), 30.0 (HO₂CCHCH₂), 29.7 (ZNHCH₂CH₂), 24.2 (ZNHCH₂CH₂CH₂); ESMS (-ve ion mode + 1 drop 0.2 % NH₄OH): *m/z* (% intensity), 395 (100) [M⁻]; FT-IR (KBr): ν (cm⁻¹) 3377 (COO-H), 3024 (CH), 2942 (CH), 1728 (C=O), 1698 (N-C=O), 1536 (N-C=O).

N^ε,*N*^α-Bis(carboxymethyl)-*L*-lysine [NTA]

N^ε-Z NTA (9.35 g, 0.027 mol) was dissolved in 1N NaOH (60 mL, 0.06 mol), a spatula tip of 10% Pd/C was added, and hydrogenation was conducted at normal pressure and room temperature overnight. The catalyst was removed by vacuum filtration through a Celite pad. The clear colorless filtrate was acidified to pH 2 by dropwise addition of concentrated HCl, followed by the removal of solvent *in vacuo*. The crude solid obtained was triturated with hot methanol (3 x 250 mL). The solvent was removed *in vacuo* and the product was dried under vacuum at 50 °C overnight: yield 5.24 g (0.02 mol, 83.3 %) white solid.

¹H NMR (CD₃OD: D₂O (1:1), 200.13 MHz) δ 3.84 (s, 5H, 2 x CH₂CO₂H, CHCO₂H), 2.90 (t, 2H, *J* = 6.9 Hz, H₂NCH₂), 1.82 (m, 2H, HO₂CCHCH₂), 1.56 (m, 4H, H₂NCH₂CH₂CH₂); ¹³C NMR (CD₃OD: D₂O (1:1), 50.32 MHz) δ 173.2 (CO₂H), 171.4 (2x CO₂H), 68.8 (CHCO₂H), 56.3 (2 x CH₂CO₂H), 40.2 (H₂NCH₂), 27.7 (CH₂), 27.5 (CH₂), 24.2 (CH₂); ESMS (-ve mode + 1 drop 0.1 % NH₄OH): *m/z* (% intensity), 261 (100) [M⁻]; FT-IR (KBr): ν (cm⁻¹) 3561 (COO-H), 3005 (CH), 2963 (CH), 1734 (C=O), 1627 (C=O).

***N*^α,*N*^α-Bis(carboxymethyl)-*N*^ε-(*tert*-butyloxycarbonyl)-*L*-lysine cesium-salt [*N*-BOC NTA-Cs-salt]**

N^α,*N*^α-Bis(carboxymethyl)-*L*-lysine (4.15 g, 15.8 mmol) was added to a mixture of cesium carbonate (7.746 g, 23.8 mmol), water (25 mL), and dioxane (25 mL). The solution was cooled to 0 °C and di-*tert*-butyl dicarbonate (3.457 g, 15.8 mmol) was added with stirring. The reaction was continued at room temperature for 45 min and the pH of the solution was maintained at a value of 8.5 by addition of small amounts of cesium carbonate. Complete disappearance of *N*^α,*N*^α-bis(carboxymethyl)-*L*-lysine was shown by TLC on silica-gel (95% EtOH: H₂O (7:3), ninhydrin). The organic solvent was removed *in vacuo* and the residual water was removed by lyophilization yielding the product as a white powder. The product (as a Cs-salt) was used in the next step without further purification. TLC in 95% EtOH: H₂O (7:3), ninhydrin: $R_f(\text{prod.}) = 0.40$, $R_f(\text{start. mat.}) = 0.25$.

***N*^α,*N*^α-Bis(carboxymethyl)-*N*^ε-(*tert*-butyloxycarbonyl)-*L*-lysine tribenzyl ester [*N*-BOC NTA-Bn-ester]**

Benzyl bromide (1.436 g, 1 mL, 8.4 mmol) was added to a stirred suspension of *N*^ε-BOC NTA-Cs-salt (1.88 g, 2 mmol) in anhydrous DMF (50 mL). The reaction was continued at room temperature overnight under nitrogen atmosphere and vigorous stirring. The DMF was removed *in vacuo* (<1 mm Hg) at 45 – 50 °C. The product was purified by silica gel chromatography with hexanes / ethyl acetate (80:20) as eluent. The solvents were removed *in vacuo*, yielding a pale yellow oil (0.563 g, 0.89 mmol, 44.5%). TLC in hexanes / ethyl acetate (80:20), ninhydrin: $R_f = 0.09$.

¹H NMR (CDCl₃, 200.13 MHz) δ 7.25 (m, 16H, 3 x Ph + NH), 5.01 (m, 6H, 3x CH₂Ph), 3.63 (s, 4H, 2 x CH₂CO₂Bn), 3.39 (t, 1H, *J* = 5.1 Hz, CHCO₂Bn), 2.94 (m, 2H, NHCH₂), 1.60 (m, 2H, NCH₂CH₂), 1.37 (s, 9H, BOC), 1.33 (m, 4H, CH₂CH₂CH); ¹³C NMR (CDCl₃, 50.32 MHz) δ 172.3 (CHCO₂Bn), 171.0 (2 x CH₂CO₂Bn), 155.9 (NHC=O), 135.7 (Ph), 135.6 (2 x Ph), 128.4 (Ph), 128.2 (Ph), 126.8 (Ph), 78.9 (CMe₃), 66.3 (2 x CH₂Ph), 65.1 (NCH), 64.7 (CH₂Ph), 52.7 (2 x NCH₂), 40.2 (NHCH₂), 30.0

(CH₂), 29.4 (CH₂), 28.4 (3 × CH₃), 23.0 (CH₂); ESMS (+ve mode + MeOH): m/z (% intensity), 633 (100 %) [M⁺].

N^α,N^α-Bis(carboxymethyl)-L-lysine tribenzyl ester [NTA-Bn-ester]

5

N^α,N^α-Bis(carboxymethyl)-N^ε-(*tert*-butyloxycarbonyl)-L-lysine tribenzyl ester (1.625 g, 2.6 mmol) in trifluoroacetic acid (20 mL) was stirred under a nitrogen atmosphere at room temperature. After 45 min the reaction was complete as shown by TLC on silica gel in hexanes / ethyl acetate (70:30) (ninhydrin and UV detection). After solvent removal *in vacuo* (< 1 mm Hg) a clear oil was obtained (1.68 g, 100% yield, product is the TFA salt), which was used in the next step without further purification. TLC in hexanes/ethyl acetate (70:30): R_f(start. mat.) = 0.25, R_f(product) = 0.00.

10

¹H NMR (CDCl₃, 200.13 MHz) δ 7.32 (m, 15H, Ph), 5.10 (m, 6H, 3 × CH₂Ph), 3.59 (m, 4H, 2 × NCH₂), 3.53 (m, 1H, NCH), 3.05 (m, 2H, H₂NCH₂), 1.75–1.43 (m, 6H, H₂NCH₂CH₂CH₂CH₂).

15

N^α,N^α-Bis(carboxymethyl)-N^ε-succinyl-L-lysine tribenzyl ester [SUCC NTA-Bn-ester]

20

Succinic anhydride (0.257 g, 2.6 mmol) was added to a stirred solution of N^α,N^α-bis(carboxymethyl)-L-lysine tribenzyl ester TFA salt (1.68 g, 2.6 mmol) and triethylamine (2.5 mL) in dry methylene chloride (30 mL), under nitrogen atmosphere at room temperature. More triethylamine was added in order to maintain basic conditions (pH 8.5 on wet litmus paper). After 3.5 h the reaction was complete as shown by TLC on silica gel in methylene chloride / acetic acid (99.8:0.02), detected by UV-light and molybdenum reagent. The organic phase was washed with 1N HCl (80 mL) and brine (3 × 80 mL) and dried over anhydrous sodium sulfate. Solvent removal *in vacuo* yielded the product as a clear colorless oil (1.422 g, 2.25 mmol, 87.5%). TLC in CH₂Cl₂ / AcOH (99.8: 0.02): R_f(start. mat.) = 0.38, R_f(product) = 0.13, R_f(succinic anh.) = 0.90.

25

30

¹H NMR (CDCl₃, 200.13 MHz) δ 7.31 (m, 15H, 3x Ph), 6.39 (s, 1H, NH), 5.05 (m, 6H, CH₂Ph), 3.65 (s, 4H, 2 × NCH₂), 3.47 (t, 1H, J = 4.6 Hz, NCH), 3.17 (m, 2H,

NHCH₂), 2.62 (m, 2H, HO₂CCH₂), 2.45 (m, 2H, HO₂CCH₂CH₂), 1.67 (m, 2H, NCHCH₂) 1.43 (m, 4H, NHCH₂CH₂CH₂); ¹³C NMR (CDCl₃, 50.32 MHz) δ 175.3 (C=O), 172.9 (C=O), 172.6 (C=O), 171.4 (2 x BnOC=O), 135.6 (Ph), 135.5 (Ph), 128.5 (Ph), 128.3 (Ph), 128.2 (Ph), 128.1 (Ph), 66.5 (2 x CH₂Ph), 66.4 (CH₂Ph), 64.1 (NCH), 52.9 (2 x NCH₂), 39.4 (NHCH₂), 30.6 (CH₂), 30.3 (CH₂), 29.4 (CH₂), 27.7 (CH₂), 22.4 (CH₂); ES-MS (+ve mode in MeOH): m/z (% intensity), 633 (100) [M⁺]; FT-IR (neat): ν (cm⁻¹) 3369 (COO-H), 3036 (CH), 2950 (CH), 1737 (C=O), 1635 (N-C=O), 1554 (N-C=O).

10 ***N*^α,*N*^α-Bis(carboxymethyl)-*N*^ε-succinimidylsuccinyl-*L*-lysine tribenzyl ester [*N*^ε-SSU NTA-Bn-ester]**

N-Hydroxysuccinimide (0.78 g, 6.7 mmol) in dry 1,2-dimethoxyethane (80 mL) was added to *N*^α,*N*^α-bis(carboxymethyl)-*N*^ε-succinyl-*L*-lysine tribenzyl ester (4.234 g, 6.7 mmol) in dry methylene chloride (80 mL) under a nitrogen atmosphere. After cooling to 0 °C, 1-ethyl-3-(3-dimethylaminopropyl)-carbodiimide hydrochloride (1.311 g, 6.7 mmol) was added with stirring. After 4 h the solution was gradually warmed to room temperature and the reaction continued overnight. The solvents were removed *in vacuo*. Silica gel chromatography in hexanes/ ethyl acetate (15:85) (UV and molybdenum reagent visualization) yielded the product as colorless oil (3.676 g, 5.8 mmol, 87%). TLC in hexanes: ethyl acetate (15:85): R_f(product) = 0.13.

¹H NMR (CDCl₃, 200.13 MHz) δ 7.31 (m, 15H, 3 x Ph), 6.09 (s, 1H, NH), 5.07 (m, 6H, CH₂Ph), 3.68 (s, 4H, 2 x NCH₂), 3.47 (t, 1H, J = 7.5 Hz, NCH), 3.17 (m, 2H, NHCH₂), 2.95 (t, 2H, J = 7.3 Hz, NHS-O₂CCH₂), 2.74 (s, 4H, NHS), 2.55 (t, 2H, J = 7.3 Hz, NHS-O₂CCH₂CH₂), 1.67 (m, 2H, NCHCH₂), 1.43 (m, 4H, NHCH₂CH₂CH₂); ¹³C NMR (CDCl₃, 50.32 MHz) δ 172.5 (C=O), 171.2 (2x C=O), 169.9 (C=O), 169.0 (2 x BnOC=O), 168.2 (C=O), 135.6 (Ph), 135.5 (Ph), 128.5 (Ph), 128.3 (Ph), 128.1 (Ph), 66.4 (3 x CH₂Ph), 64.2 (NCH), 52.8 (2 x NCH₂), 39.1 (NHCH₂), 30.6 (CH₂), 29.4 (CH₂), 28.0 (CH₂), 26.9 (CH₂), 25.5 (2 x CH₂), 22.5 (CH₂); FT-IR (neat): ν (cm⁻¹) 3387 (COO-H), 3036 (CH), 2946 (CH), 1816 (C=O), 1786 (C=O), 1740 (C=O), 1674 (C=O), 1544 (N-C=O); ES-MS (+ve mode in MeOH): m/z (% intensity), 730 (100) [M⁺].

Preparation of Chelating Silicones (Condensation and Deprotection)

Terminal Chelators

Monocarboxylic acids

5 Succinyl-Terminated Polydimethylsiloxane DMS-A11 [SUCC-DMS-A11].

Succinic anhydride (1.6 g, 16 mmol) and aminopropyl terminated polydimethylsiloxane DMS-A11 (7.2 g, 8 mmol) were dissolved in 200 mL dry methylene chloride and triethylamine (10 mL) was added. The solution was stirred under nitrogen at room temperature overnight. The organic phase was washed with 1M HCl (2x 150 mL) and water (4 x 150 mL). After drying over anhydrous sodium sulfate the solvent was removed *in vacuo*, yielding a pale yellow oil (8.36 g, 95 %).

$^1\text{H-NMR}$ (CDCl_3 , 200.13 MHz) δ 3.17 (q, 4H, $J = 6.4$ Hz, 2 x SiOCH₂CH₂CH₂NH), 2.60 (m, 4H, 2 x O=CCH₂), 2.50 (m, 4H, 2 x O=CCH₂), 1.48 (m, 4H, 2 x SiOCH₂CH₂), 0.48 (m, 4H, 2 x SiOCH₂), 0.03 (m, ~65H, SiCH₃); $^{13}\text{C-NMR}$ (CDCl_3 , 50.32 MHz) δ 176.4 (2 x O-C=O), 172.4 (2 x NH-C=O), 42.7 (2 x SiOCH₂CH₂CH₂NH), 30.7 (2 x OC(O)CH₂), 29.9 (2 x NC(O)CH₂), 23.3 (2 x SiOCH₂CH₂), 15.3 (2 x SiOCH₂), 1.0 (SiCH₃), 0.1 (SiCH₃); $^{29}\text{Si-NMR}$ (CH_2Cl_2 , 59.63MHz, TMS ext. std): δ 7.23, -19.33, -21.31, -22.04; FT-IR (neat): ν (cm^{-1}) 3305 (COO-H), 2964 (CH), 1709 (C=O), 1651 (N-C=O), 1557 (N-C=O), 1261 (Si-CH₃), 1020 (Si-O), 802 (Si-CH₃); GPC: neg. signal (RI det.): $M_n = 1687$, $M_w = 1908$, PD = 1.13; pos. signal (RI det.): $M_n = 543$, $M_w = 562$, PD = 1.03.

25 Succinyl-Terminated Polydimethylsiloxane DMS-A15 [SUCC-DMS-A15].

Succinic anhydride (2.11 g, 21 mmol) and aminopropyl-terminated polydimethylsiloxane DMS-A11 (30.0 g, 10 mmol) were dissolved in 700 mL dry methylene chloride under a nitrogen atmosphere and dry triethylamine (10 mL) was added. The solution was stirred under nitrogen at room temperature overnight. The organic phase was washed with 1M HCl (2 x 150 mL) and water (4

x 150 mL). After drying over anhydrous sodium sulfate the solvent was removed *in vacuo*, yielding a pale yellow oil (30.78 g, 95%).

¹H-NMR (CDCl₃, 200.13 MHz) δ 3.22 (q, 4H, *J* = 6.4 Hz, 2 x SiCH₂CH₂CH₂NH), 2.67 (m, 4H, 2 x O=CCH₂), 2.49 (m, 4H, 2 x O=CCH₂), 1.52 (m, 4H, 2 x SiCH₂CH₂), 0.50 (m, 4H, 2 x SiCH₂), 0.05 (m, ~256H, SiCH₃); ¹³C-NMR (CDCl₃, 50.32 MHz) δ 172.4 (4 x C=O), 42.7 (2 x SiCH₂CH₂CH₂NH), 30.7 (2 x OC(O)CH₂), 30.0 (2 x NC(O)CH₂), 23.3 (2 x SiCH₂CH₂), 15.3 (2 x SiCH₂), 1.8 (SiCH₃), 1.0 (SiCH₃), 0.1 (SiCH₃); FT-IR (neat): ν (cm⁻¹) 3300 (COO-H), 2965 (CH), 1713 (C=O), 1652 (N-C=O), 1557 (N-C=O), 1266 (Si-CH₃), 1005 (Si-O); ES-MS (-ve mode in CH₂Cl₂ / MeOH): doubly charged ion series with peaks from 297 [M²⁻, *n* = 2] to 1261 [M²⁻, *n* = 28]; GPC: M_n = 1185, M_w = 3552, PD = 3.0 (from ¹H-NMR, MW = 3,408, *n* = 40-41, based on end-group analysis).

Succinyl-Terminated Polydimethylsiloxane DMS-A21 [SUCC-DMS-A21].

15

Succinic anhydride (1.05 g, 10.5 mmol) and aminopropyl-terminated polydimethyl-siloxane DMS-A21 (25.0 g, 5 mmol) were dissolved in 700 mL dry methylene chloride under nitrogen atmosphere and dry triethylamine (7 mL) was added. The solution was stirred under nitrogen at room temperature overnight. The organic phase was washed with 1M HCl (2x 110 mL) and deionized water (4x 110 mL). After drying over anhydrous sodium sulfate the solvent was removed *in vacuo*, yielding a pale yellow oil (25.86 g, 4.97 mmol, 95 %).

¹H-NMR (CDCl₃, 200.13 MHz) δ 3.23 (q, 4H, *J* = 6.7 Hz, 2 x SiCH₂CH₂CH₂NH), 2.68 (m, 4H, 2 x O=CCH₂), 2.49 (m, 4H, 2 x O=CCH₂), 1.52 (m, 4H, 2 x SiCH₂CH₂), 0.51 (m, 4H, 2 x SiCH₂), 0.05 (m, ~422H, SiCH₃); ¹³C-NMR (CDCl₃, 50.32 MHz) δ 175.3 (2 x C=O), 172.4 (2 x C=O), 42.8 (2 x SiCH₂CH₂CH₂NH), 30.8 (2 x OC(O)CH₂), 30.0 (2 x NC(O)CH₂), 23.4 (2 x SiCH₂CH₂), 15.4 (2 x SiCH₂), 1.8 (SiCH₃), 1.0 (SiCH₃), 0.1 (SiCH₃); ²⁹Si-NMR (CH₂Cl₂, 59.63MHz, TMS ext. std): δ 7.16, -21.33, -21.47, -22.14; FT-IR (neat): ν (cm⁻¹) 3300 (COO-H), 2965 (CH), 1715 (C=O), 1651 (N-C=O), 1558 (N-C=O), 1261 (Si-CH₃), 1096 (Si-O), 1024 (Si-O), 801 (Si-

30

CH₃); GPC: $M_n = 1369$, $M_w = 5746$, PD = 4.19 (from ¹H-NMR, MW = 5,500, n = 68-69, based on end-group analysis).

Tricarboxylic Acids

5

***N*^α,*N*^α-Bis(carboxymethyl)-*L*-lysine tribenzyl ester-terminated polydimethylsiloxane DMS-A11 [NTA-DMS-A11-Bn-Ester]**

Aminopropyl-terminated poly-dimethylsiloxane DMS-A11 (0.394 g, 0.45 mmol) was added to a stirred solution of *N*^α,*N*^α-bis(carboxymethyl)-*N*^ε-succinimidylsuccinyl-*L*-lysine tribenzyl ester (0.72 g, 1 mmol) in dry methylene chloride (40 mL) under a nitrogen atmosphere. After stirring for 5 h at room temperature the solvent was removed *in vacuo*. Silica gel chromatography using methylene chloride/methanol (97:3) yielded the product as a clear pale yellow solid (0.900 g, 0.43 mmol, 95%). TLC in CH₂Cl₂ / MeOH (97:3): $R_f(\text{product}) = 0.14 - 0.40$, $R_f(\text{NHS-OH}) = 0.04$, $R_f(\text{DMS-A11}) = 0$, $R_f(\text{NHS-ester start. mat.}) = 0.58$.

¹H NMR (CDCl₃, 200.13 MHz) δ 7.31 (m, 30H, 6 × Ph), 6.20 (s, br, 4H, NH), 5.06 (m, 12H, CH₂Ph), 3.67 (s, 8H, 4 × NCH₂), 3.47 (t, 2H, *J* = 7.5 Hz, 2 × NCH), 3.15 (m, 8H, 4 × NHCH₂), 2.46 (s, 8H, 2 × O=CCH₂CH₂C=O), 1.65 (m, 4H, 2 × NCHCH₂), 1.43 (m, 12H, 2 × SiCH₂CH₂, 2 × NHCH₂CH₂CH₂), 0.49 (m, 4H, 2 × SiCH₂), 0.04 (m, ~55H, SiCH₃); ¹³C NMR (CDCl₃, 50.32 MHz) δ 172.5 (C=O), 172.3 (C=O), 172.1 (C=O), 171.2 (C=O), 135.7 (Ph), 135.6 (Ph), 128.5 (Ph), 128.3 (Ph), 128.1 (Ph), 66.4 (6 × CH₂Ph), 64.4 (2 × NCH), 52.8 (4 × NCH₂), 42.5 (2 × NHCH₂), 39.2 (2 × NHCH₂), 32.0 (2 × CH₂), 31.8 (2 × CH₂), 29.7 (2 × CH₂), 28.4 (2 × CH₂), 23.4 (2 × CH₂), 22.8 (2 × CH₂), 15.4 (2 × CH₂), 1.2 (CH₃), 1.0 (CH₃), 0.3 (CH₃), 0.1 (CH₃); ²⁹Si NMR (CH₂Cl₂, 59.63 MHz, TMS ext. std): δ 7.22, -20.9, -21.50, -22.10; ES-MS (+ve mode in MeOH + 1 drop 0.1 % HCOOH): singly charged ion series with peaks from 1478 [*M*⁺, *n* = 0] to 2364 [*M*⁺, *n* = 11]; doubly charged ion series with peaks from 739 [*M*²⁺, *n* = 0] to 1407 [*M*²⁺, *n* = 18]; FT-IR (neat): ν (cm⁻¹) 3301 (COO-H), 2962 (CH), 1743 (C=O), 1642 (N-C=O), 1549 (N-C=O), 1261 (Si-CH₃), 1091 (Si-O), 1028 (Si-O), 801 (Si-CH₃).

***N*^α,*N*^α-Bis(carboxymethyl)-*L*-lysine terminated polydimethylsiloxane DMS-A11
[NTA-DMS-A11]**

5 *N*^α,*N*^α-Bis(carboxymethyl)-*L*-lysine tribenzyl ester-terminated
polydimethylsiloxane DMS-A11 (0.506 g, 0.24 mmol) was dissolved in dry 1,2-
dimethoxyethane (40 mL). 10% palladium on charcoal (a spatula tip) was added,
and hydrogenation at room temperature and normal pressure was allowed to
proceed for 8 h. The completion of the reaction was shown by the disappearance
10 of the starting material as checked by TLC using methylene chloride / methanol
(93:7). The catalyst was removed by filtration through a Celite pad and the
solvent was removed *in vacuo* yielding the product as a pale yellow clear solid
(0.370 g, 0.24 mmol, 100%).

¹H NMR (CD₃OD, 200.13 MHz) δ 3.64 (s, 8H, 4 x NCH₂), 3.47 (t, 2H, *J* = 6.8 Hz, 2
15 x NCH), 3.15 (m, 8H, 4 x NHCH₂), 2.45 (s, 8H, 2 x O=CCH₂CH₂C=O), 1.70 (m, 4H, 2 x
NCHCH₂), 1.52 (m, 12H, 2 x SiCH₂CH₂, 2 x NHCH₂CH₂CH₂), 0.56 (m, 4H, 2 x
SiCH₂), 0.08 (m, ~60H, SiCH₃); ¹³C NMR (CD₃OD, 50.32 MHz) δ 175.8 (C=O), 174.6
(C=O), 66.6 (2 x NCH), 55.3 (4 x NCH₂), 43.6 (2 x NHCH₂), 40.1 (2 x NHCH₂), 32.4 (4
x CH₂), 30.7 (2 x CH₂), 29.9 (2 x CH₂), 24.7 (2 x CH₂), 24.4 (2 x CH₂), 16.4 (2 x CH₂), 1.4
20 (CH₃), 0.3 (CH₃); ES-MS (-ve mode in CH₂Cl₂ / MeOH + 1 drop 0.25mM NH₄OAc):
singly charged ion series with peaks from 936 [M⁻, *n* = 0] to 2120 [M⁻, *n* = 16];
doubly charged ion series with peaks from 467 [M²⁻, *n* = 0] to 1209 [M²⁻, *n* = 20]; FT-
IR (neat): ν (cm⁻¹) 3297 (COO-H), 2963 (CH), 1730 (C=O), 1646 (N-C=O), 1553 (N-
C=O), 1261 (Si-CH₃), 1090 (Si-O), 1029 (Si-O), 801 (Si-CH₃).

25

***N*^α,*N*^α-Bis(carboxymethyl)-*L*-lysine tribenzyl ester-terminated polydimethyl-
siloxane DMS-A15 [NTA-DMS-A15-Bn-Ester]**

Aminopropyl-terminated poly-dimethylsiloxane DMS-A15 (1.340 g, 0.45
30 mmol) was added to a stirred solution of *N*^α,*N*^α-bis(carboxymethyl)-*N*^ε-
succinimidylsuccinyl-*L*-lysine tribenzyl ester (0.72 g, 1 mmol) in dry methylene
chloride (40 mL) under a nitrogen atmosphere. After stirring for 5 h at room

temperature a small amount of aminopropylmethylsiloxane-dimethylsiloxane copolymer AMS-162 (0.5 g) was added in order to react with excess NHS-activated starting material and the stirring was continued for 15 min. The solvent was removed *in vacuo*. Silica gel chromatography using methylene

5 chloride/methanol (95:5) yielded the product as a clear pale yellow solid (1.136 g, 55 %). TLC in CH₂Cl₂ / MeOH (95:5): R_f(product) = 0.08 – 0.24, R_f(NHS-OH) = 0.02, R_f(DMS-A15) = 0.00, R_f(AMS-162 NTA-Bn-ester) = 0.00.

¹H NMR (CDCl₃, 200.13 MHz) δ 7.31 (m, 30H, 6 x Ph), 6.21 (s, br, 4H, NH), 5.06 (m, 12H, CH₂Ph), 3.67 (s, 8H, 4 x NCH₂), 3.47 (t, 2H, J = 7.3 Hz, 2 x NCH), 3.16 (m, 10 8H, 4 x NHCH₂), 2.47 (s, 8H, 2 x O=CCH₂CH₂C=O), 1.66 (m, 4H, 2 x NCHCH₂) 1.46 (m, 12H, 2 x SiCH₂CH₂, 2 x NHCH₂CH₂CH₂), 0.50 (m, 4H, 2 x SiCH₂), 0.06 (m, ~330H, SiCH₃); ¹³C NMR (CDCl₃, 50.32 MHz) δ 172.5 (C=O), 172.3 (C=O), 172.1 (C=O), 171.2 (C=O), 135.7 (Ph), 135.6 (Ph), 128.6 (Ph), 128.3 (Ph), 128.2 (Ph), 66.4 (6 x CH₂Ph), 64.4 (2 x NCH), 52.8 (4 x NCH₂), 42.5 (2 x NHCH₂), 39.2 (2 x NHCH₂), 32.0 15 (2 x CH₂), 31.8 (2 x CH₂), 29.7 (2 x CH₂), 28.4 (2 x CH₂), 23.5 (2 x CH₂), 22.8 (2 x CH₂), 15.4 (2 x CH₂), 1.7 (CH₃), 1.0 (CH₃), 0.3 (CH₃), 0.1 (CH₃); ES-MS (+ve mode in MeOH + 1 drop 0.2 % HCOOH): doubly charged ion series with peaks from 1407 [M²⁺, n = 18] to 2291 [M⁺, n = 41]; triply charged ion series with peaks from 1260 [M³⁺, n = 31] to 1851 [M³⁺, n = 55]; GPC: M_n = 2137, M_w = 2398, PD = 1.12; FT-IR (neat): ν (cm⁻¹) 20 3299 (COO-H), 2964 (CH), 1746 (C=O), 1641 (N-C=O), 1550 (N-C=O), 1261 (Si-CH₃), 1092 (Si-O), 1021 (Si-O), 800 (Si-CH₃).

N^α,N^α-Bis(carboxymethyl)-L-lysine-terminated polydimethylsiloxane DMS-A15 [NTA-DMS-A15]

25

N^α,N^α-Bis(carboxymethyl)-L-lysine tribenzyl ester-terminated polydimethylsiloxane DMS-A15 (0.547 g, 0.12 mmol) was dissolved in dry 1,2-dimethoxyethane (25 mL), 10% palladium on charcoal (a spatula tip) was added, and hydrogenation at room temperature and normal pressure was allowed to proceed for 8 h. The completion of the reaction was shown by the disappearance 30 of the starting material as checked by thin layer chromatography using methylene chloride / methanol (93 : 7). The catalyst was removed by filtration

through a Celite pad and the solvent was removed *in vacuo* yielding the product as a pale yellow clear solid (0.397 g, 0.11 mmol, 95 %).

^1H NMR (CD_3OD , 200.13 MHz) δ 3.62 (s, 8H, 4 x NCH_2), 3.49 (t, 2H, $J = 7.0$ Hz, 2 x NCH), 3.13 (m, 8H, 4 x NHCH_2), 2.69 (s, 8H, 2 x $\text{O}=\text{CCH}_2\text{CH}_2\text{C}=\text{O}$), 1.76 (m, 4H, 2 x NCHCH_2), 1.52 (m, 12H, 2 x SiCH_2CH_2 , 2 x $\text{NHCH}_2\text{CH}_2\text{CH}_2$), 0.59 (m, 4H, 2 x SiCH_2), 0.09 (m, ~360H, SiCH_3); ^{13}C NMR (CD_3OD , 50.32 MHz) δ 175.8 (C=O), 174.6 (C=O), 66.6 (2 x NCH), 55.3 (4 x NCH_2), 43.6 (2 x NHCH_2), 40.1 (2 x NHCH_2), 32.5 (4 x CH_2), 30.7 (2 x CH_2), 29.9 (2 x CH_2), 24.7 (2 x CH_2), 24.4 (2 x CH_2), 16.4 (2 x CH_2), 1.5 (CH_3), 0.4 (CH_3); ES-MS (-ve mode in CH_2Cl_2 / MeOH): doubly charged ion series with peaks from 1096 [M^{2-} , $n = 17$] to 2392 [M^{2-} , $n = 52$]; triply charged ion series with peaks from 756.5 [M^{3-} , $n = 18$] to 1545 [M^{3-} , $n = 51$]; FT-IR (neat): ν (cm^{-1}) 3290 (COO-H), 2964 (CH), 1729 (C=O), 1642 (N-C=O), 1261 (Si- CH_3), 1091 (Si-O), 1020 (Si-O), 800 (Si- CH_3).

N^α, N^α -Bis(carboxymethyl)-L-lysine tribenzyl ester-terminated polydimethylsiloxane DMS-A21 [NTA-DMS-A21-Bn-Ester]

Aminopropyl-terminated polydimethylsiloxane DMS-A21 (1.125 g, 0.23 mmol) was added to a stirred solution of N^α, N^α -bis(carboxymethyl)- N^ϵ -succinimidylsuccinyl-L-lysine tribenzyl ester (0.365 g, 0.5 mmol) in dry methylene chloride (60 mL) under a nitrogen atmosphere. After stirring for 5 h at room temperature a small amount of aminopropylmethylsiloxane-dimethylsiloxane copolymer AMS-162 (0.5 g) was added in order to react with excess NHS-activated starting material and the stirring was continued for 15 min. The solvent is removed *in vacuo*. Silica gel chromatography using methylene chloride/methanol (95:5) yielded the product as a clear pale yellow solid (1.01 g, 0.16 mmol, 70 %). TLC in CH_2Cl_2 / MeOH (95:5): R_f (product) = 0.07 – 0.29, R_f (NHS-OH) = 0.02, R_f (DMS-A15) = 0.00, R_f (AMS-162 NTA-Bn-ester) = 0.00.

^1H NMR (CDCl_3 , 200.13 MHz) δ 7.30 (m, 30H, 6 x Ph), 6.15 (s, br, 4H, NH), 5.07 (m, 12H, CH_2Ph), 3.67 (s, 8H, 4 x NCH_2), 3.45 (t, 2H, $J = 7.1$ Hz, 2 x NCH), 3.16 (m, 8H, 4 x NHCH_2), 2.47 (s, 8H, 2 x $\text{O}=\text{CCH}_2\text{CH}_2\text{C}=\text{O}$), 1.66 (m, 4H, 2 x NCHCH_2), 1.44 (m, 12H, 2 x SiCH_2CH_2 , 2 x $\text{NHCH}_2\text{CH}_2\text{CH}_2$), 0.50 (m, 4H, 2 x SiCH_2), 0.06 (m, ~490H, SiCH_3); ^{13}C NMR (CDCl_3 , 50.32 MHz) δ 172.5 (C=O), 172.3 (C=O), 171.2

(C=O), 135.7 (Ph), 135.6 (Ph), 128.6 (Ph), 128.3 (Ph), 128.1 (Ph), 66.4 (6 x CH₂Ph), 64.4 (2 x NCH), 52.8 (4 x NCH₂), 42.6 (2 x NHCH₂), 39.2 (2 x NHCH₂), 31.7 (4 x CH₂), 29.7 (2 x CH₂), 28.3 (2 x CH₂), 23.4 (2 x CH₂), 22.8 (2 x CH₂), 15.4 (2 x CH₂), 1.7 (CH₃), 1.0 (CH₃), 0.3 (CH₃), 0.1 (CH₃); ²⁹Si NMR (CH₂Cl₂, 59.63MHz, TMS ext. std): δ 7.10, -19.19, -22.03, -22.76; ES-MS (+ve mode in MeOH + 1 drop 0.2 % HCOOH): doubly charged ion series with peaks from 1407 [M²⁺, n = 18] to 2291 [M⁺, n = 41]; triply charged ion series with peaks from 1260 [M³⁺, n = 31] to 1851 [M³⁺, n = 55]; GPC: M_n = 1922, M_w = 2813, PD = 1.46; FT-IR (neat): ν (cm⁻¹) 3299 (COO-H), 2964 (CH), 1746 (C=O), 1642 (N-C=O), 1550 (N-C=O), 1261 (Si-CH₃), 1092 (Si-O), 1021 (Si-O), 801 (Si-CH₃).

N^α,N^α-Bis(carboxymethyl)-L-lysine-terminated polydimethylsiloxane DMS-A21 [NTA-DMS-A21]

N^α,N^α-Bis(carboxymethyl)-L-lysine tribenzyl ester-terminated polydimethylsiloxane DMS-A15 (1.01 g, 0.16 mmol) was dissolved in dry 1,2-dimethoxyethane (25 mL), 10% palladium on charcoal (a spatula tip) was added, and hydrogenation at room temperature and normal pressure was allowed to proceed for 8 h. The completion of the reaction was shown by the disappearance of the starting material as checked by thin layer chromatography using methylene chloride / methanol (93:7). The catalyst was removed by filtration through a Celite pad and the solvent was removed *in vacuo* yielding the product as a pale yellow clear solid (0.832 g, 0.15 mmol, 93%).

¹H NMR (CDCl₃ / CD₃OD (1:1), 200.13 MHz) δ 3.64 (s, 8H, 4 x NCH₂), 3.48 (m, 2H, 2 x NCH), 3.14 (m, 8H, 4 x NHCH₂), 2.44 (s, 8H, 2 x O=CCH₂CH₂C=O), 1.68 (m, 4H, 2 x NCHCH₂), 1.49 (m, 12H, 2 x SiCH₂CH₂, 2 x NHCH₂CH₂CH₂), 0.52 (m, 4H, 2 x SiCH₂), 0.06 (m, ~490H, SiCH₃); ¹³C NMR (CDCl₃ / CD₃OD (1:1), 50.32 MHz) δ 174.6 (C=O), 173.2 (C=O), 66.6 (2 x NCH), 52.5 (4 x NCH₂), 41.6 (2 x NHCH₂), 38.1 (2 x NHCH₂), 30.7 (2 x CH₂), 28.8 (2 x CH₂), 28.5 (2 x CH₂), 27.8 (CH₂), 22.4 (2x CH₂), 22.2 (2x CH₂), 14.5 (2x CH₂), -0.1 (CH₃), -1.2 (CH₃), -3.0 (CH₃); ES-MS (-ve mode in CH₂Cl₂ / MeOH): doubly charged ion series with peaks from 1096 [M²⁻, n = 17] to

2249 [M^2 , $n = 48$]; FT-IR (neat): ν (cm^{-1}) 3300 (COO-H), 2963 (CH), 1730 (C=O), 1643 (N-C=O), 1549 (N-C=O), 1261 (Si-CH₃), 1091 (Si-O), 1020 (Si-O), 798 (Si-CH₃).

Pendant Chelating Silicones

Monocarboxylic Acids

5

Succinyl-Pendant Polydimethylsiloxane AMS-132 [SUCC-AMS-132].

Succinic anhydride (1.34 g, 13.4 mmol) and aminopropylmethylsiloxane-dimethylsiloxane copolymer AMS-132 (30.0 g, 6.7 mmol, 13.4 meq NH₂) were dissolved in 700 mL dry methylene chloride under a nitrogen atmosphere and dry triethylamine (9.6 mL) was added. The solution was stirred under nitrogen at room temperature overnight. The organic phase was washed with 1M HCl (2 x 50 mL) and deionized water (4 x 90 mL). After drying over anhydrous sodium sulfate, the solvent was removed *in vacuo*, yielding a pale yellow oil (26.85 g, 5.8 mmol, 86%).

¹H-NMR (CDCl₃, 200.13 MHz) δ 3.23 (q, 4H, $J = 6.7$ Hz, 2 x SiCH₂CH₂CH₂NH), 2.64 (m, 4H, 2 x O=CCH₂), 2.50 (m, 4H, 2 x O=CCH₂), 1.52 (m, 4H, 2 x SiCH₂CH₂), 0.51 (m, 4H, 2 x SiCH₂), 0.05 (m, ~364H, SiCH₃); ²⁹Si-NMR (CH₂Cl₂, 59.63MHz, TMS ext. std): δ 6.99, -19.41, -21.65, -21.82, -22.13, -22.45; FT-IR (neat): ν (cm^{-1}) 3300 (COO-H), 2965 (CH), 1716 (C=O), 1648 (N-C=O), 1261 (Si-CH₃), 1090 (Si-O), 1021 (Si-O), 801 (Si-CH₃); GPC: $M_n = 1348$, $M_w = 5101$, PD = 1.62 (from ¹H-NMR, MW = 7,700, $n = 95$, $m = 1.63$, calculated for 2.5% NH₂).

20

Succinyl-Pendant Polydimethylsiloxane AMS-152 [SUCC-AMS-152].

25

Succinic anhydride (2.25 g, 22.5 mmol) and aminopropylmethylsiloxane-dimethylsiloxane copolymer AMS-152 (35.0 g, 5 mmol, 22.5 meq NH₂) were dissolved in 700 mL dry methylene chloride under a nitrogen atmosphere and dry triethylamine (16.7 mL) was added. The solution was stirred under nitrogen at room temperature overnight. The organic phase was washed with 1M HCl (2 x 90 mL) and deionized water (4 x 150 mL). After drying over anhydrous sodium

30

sulfate, the solvent was removed *in vacuo*, to yield a pale yellow oil (24.69 g, 3.32 mmol, 66%).

$^1\text{H-NMR}$ (CDCl_3 , 200.13 MHz) δ 3.20 (m, 4H, 2 x $\text{SiCH}_2\text{CH}_2\text{CH}_2\text{NH}$), 2.63 (m, 4H, 2 x O=CCH_2), 2.48 (m, 4H, 2 x O=CCH_2), 1.52 (m, 4H, 2 x SiCH_2CH_2), 0.48 (m, 4H, 2 x SiCH_2), 0.05 (m, ~163H, SiCH_3); $^{13}\text{C-NMR}$ (CDCl_3 , 50.32 MHz) δ 176.4 (2 x C=O), 172.4 (2 x C=O), 42.5 (2 x $\text{SiCH}_2\text{CH}_2\text{CH}_2\text{NH}$), 30.7 (2 x OC(O)CH_2), 30.0 (2 x NC(O)CH_2), 23.0 (2 x SiCH_2CH_2), 14.5 (2 x SiCH_2), 1.8 (SiCH_3), 1.0 (SiCH_3), 0.3 (SiCH_3), -0.5 (SiCH_3); $^{29}\text{Si-NMR}$ (CH_2Cl_2 , 59.63MHz, TMS ext. std): δ 6.97, -19.44, -21.68, -22.16, -22.86; FT-IR (neat): ν (cm^{-1}) 3304 (COO-H), 2965 (CH), 1715 (C=O), 1654 (N-C=O), 1558 (N-C=O), 1262 (Si-CH_3), 1094 (Si-O), 1022 (Si-O), 801 (Si-CH_3); GPC: $M_n = 1200$, $M_w = 3162$, $\text{PD} = 2.63$ (from $^1\text{H-NMR}$, $\text{MW} = 10,600$, $n = 116$, $m = 4.5$, calculated for 4.5% NH_2).

Succinyl-Pendant Polydimethylsiloxane AMS-162 [SUCC-AMS-162].

15

Succinic anhydride (2.71 g, 27 mmol) and aminopropylmethylsiloxane-dimethylsiloxane copolymer AMS-162 (30.0 g, 7.5 mmol, 27 meq NH_2) were dissolved in 700 mL dry methylene chloride under a nitrogen atmosphere and dry triethylamine (18.1 mL) was added. The solution was stirred under nitrogen at room temperature overnight. The organic phase was washed with 1M HCl (2 x 100 mL) and deionized water (4 x 160 mL). After drying over anhydrous sodium sulfate, the solvent was removed *in vacuo*, to yield a pale yellow oil (22.73 g, 5.21 mmol, 70%).

$^1\text{H-NMR}$ (CDCl_3 , 200.13 MHz) δ 3.20 (m, 4H, 2 x $\text{SiCH}_2\text{CH}_2\text{CH}_2\text{NH}$), 2.63 (m, 4H, 2 x O=CCH_2), 2.49 (m, 4H, 2 x O=CCH_2), 1.53 (m, 4H, 2 x SiCH_2CH_2), 0.48 (m, 4H, 2 x SiCH_2), 0.05 (m, ~82H, SiCH_3); $^{13}\text{C-NMR}$ (CDCl_3 , 50.32 MHz) δ 176.2 (2 x C=O), 172.5 (2 x C=O), 42.5 (2 x $\text{SiCH}_2\text{CH}_2\text{CH}_2\text{NH}$), 30.7 (2 x OC(O)CH_2), 30.0 (2 x NC(O)CH_2), 23.0 (2 x SiCH_2CH_2), 14.5 (2 x SiCH_2), 1.7 (SiCH_3), 1.0 (SiCH_3), 0.3 (SiCH_3), -0.6 (SiCH_3); $^{29}\text{Si-NMR}$ (CH_2Cl_2 , 59.63MHz, TMS ext. std): δ 6.98, -19.42, -21.66, -22.15, -22.52; FT-IR (neat): ν (cm^{-1}) 3310 (COO-H), 2959 (CH), 1711 (C=O), 1654 (N-C=O), 1553 (N-C=O), 1261 (Si-CH_3), 1091 (Si-O), 1021 (Si-O), 801 (Si-CH_3);

30

GPC: $M_n = 785$, $M_w = 1709$, PD = 2.18 (from $^1\text{H-NMR}$, MW = 5,100, n = 44-45, m = 3.7, calculated for 6.5% NH_2).

Tricarboxylic Acids

5

N^α, N^α -Bis(carboxymethyl)-L-lysine tribenzyl ester pendant polydimethyl-siloxane AMS-132 [NTA-AMS-132-Bn-Ester]

Aminopropylmethylsiloxane-dimethylsiloxane copolymer AMS-132 (1.377 g, 0.28 mmol, 0.46 meq NH_2) was added to a stirred solution of N^α, N^α -bis(carboxymethyl)- N^ϵ -succinimidylsuccinyl-L-lysine tribenzyl ester (0.403 g, 0.55 mmol) in dry methylene chloride (50 mL) under a nitrogen atmosphere. After stirring for 5 h at room temperature a small amount of aminopropylmethylsiloxane-dimethylsiloxane copolymer AMS-162 (0.2 g) was added in order to react with excess NHS-activated starting material and the stirring was continued for 15 min. The solvent was removed *in vacuo*. Silica gel chromatography using methylene chloride/methanol (95:5) yielded the product as a clear pale yellow solid (0.783 g, 0.15 mmol, 54%). TLC in CH_2Cl_2 / MeOH (95:5): $R_f(\text{product}) = 0.10 - 0.22$, $R_f(\text{AMS-132}) = 0$.

$^1\text{H NMR}$ (CDCl_3 , 200.13 MHz) δ 7.30 (m, 15H, 3 x Ph), 6.10 (s, br, 2H, NH), 5.06 (m, 6H, CH_2Ph), 3.67 (s, 4H, 2 x NCH_2), 3.44 (t, 1H, $J = 6.9$ Hz, NCH), 3.19 (m, 4H, 2 x NHCH_2), 2.46 (s, 4H, $\text{O}=\text{CCH}_2\text{CH}_2\text{C}=\text{O}$), 1.65 (m, 2H, NCHCH_2) 1.40 (m, 6H, SiCH_2CH_2 , $\text{NHCH}_2\text{CH}_2\text{CH}_2$), 0.47 (m, 2 H, SiCH_2), 0.05 (m, ~205H, SiCH_3); $^{13}\text{C NMR}$ (CDCl_3 , 50.32 MHz) δ 172.5 (C=O), 171.2 (C=O), 135.7 (Ph), 128.6 (Ph), 128.3 (Ph), 128.2 (Ph), 66.4 (3 x CH_2Ph), 64.5 (NCH), 52.8 (2 x NCH_2), 42.4 (NHCH_2), 39.2 (NHCH_2), 31.8 (2 x CH_2), 29.7 (CH_2), 28.4 (CH_2), 23.5 (CH_2), 22.8 (CH_2), 15.4 (CH_2), 1.7 (CH_3), 1.0 (CH_3), 0.3 (CH_3); GPC: $M_n = 3311$, $M_w = 5566$, PD = 1.68 (from $^1\text{H NMR}$, MW = 5251, n = 53, m = 1.63, calculated for 2.5% NH_2); FT-IR (neat): ν (cm^{-1}) 3300 (COO-H), 2965 (CH), 1747 (C=O), 1642 (N-C=O), 1550 (N-C=O), 1262 (Si- CH_3), 1091 (Si-O), 1021 (Si-O), 801 (Si- CH_3).

30

***N*^α,*N*^α-Bis(carboxymethyl)-*L*-lysine pendant polydimethylsiloxane AMS-132
[NTA-AMS-132]**

N^α,*N*^α-Bis(carboxymethyl)-*L*-lysine tribenzyl ester pendant

5 polydimethylsiloxane AMS-132 (0.783 g, 0.15 mmol) was dissolved in dry 1,2-dimethoxyethane (25 mL), 10% palladium on charcoal (a spatula tip) was added, and hydrogenation at room temperature and normal pressure was allowed to proceed for 8 h. The completion of the reaction was shown by the disappearance of the starting material as checked by TLC using methylene chloride/methanol
10 (93:7). The catalyst was removed by filtration through a Celite pad. A thick gel-like material separated upon solvent removal *in vacuo*. This gel was dissolved in methylene chloride (20 mL) and water (20 mL) was added to this solution with stirring. The product precipitated upon methylene chloride removal *in vacuo*. The precipitation was repeated with 20 mL CH₂Cl₂ and 20 mL water. After drying
15 *in vacuo* (< 0.1 mm Hg) the final product was obtained as a white solid (0.332 g, 0.07 mmol, 47%).

¹H NMR (CDCl₃ / CD₃OD (1:1), 200.13 MHz) δ 3.59 (m, 4H, 2 x NCH₂), 3.48 (m, 1H, NCH), 3.13 (m, 4H, 2 x NHCH₂), 2.45 (s, 4H, O=CCH₂CH₂C=O), 1.70 – 1.40 (m, 8H, NCHCH₂ + SiCH₂CH₂ + NHCH₂CH₂CH₂), 0.53 (m, 2H, SiCH₂), 0.04 (m, ~367H, SiCH₃); ¹³C NMR (CDCl₃ / CD₃OD (1:1), 50.32 MHz) δ 173.8 (C=O), 172.3 (C=O), 64.6
20 (NCH), 53.4 (2 x NCH₂), 41.3 (NHCH₂), 38.0 (NHCH₂), 30.3 (2 x CH₂), 28.5 (2 x CH₂), 27.7 (CH₂), 22.1 (CH₂), 13.6 (CH₂), -0.2 (CH₃), -0.5 (CH₃); FT-IR (neat): ν (cm⁻¹) 3337 (COO-H), 2964 (CH), 1728 (C=O), 1644 (N-C=O), 1261 (Si-CH₃), 1092 (Si-O), 1021 (Si-O), 800 (Si-CH₃) (from ¹H NMR, MW = 4838, n = 53, m = 1.63, calculated for 2.5%
25 NH₂).

***N*^α,*N*^α-Bis(carboxymethyl)-*L*-lysine tribenzyl ester pendant polydimethylsiloxane
AMS-152 [NTA-AMS-152-Bn-Ester]**

Aminopropylmethyl-siloxane-dimethylsiloxane copolymer AMS-152
30 (1.233 g, 0.16 mmol, 0.72 meq NH₂) was added to a stirred solution of *N*^α,*N*^α-bis(carboxymethyl)-*N*^ε-succinimidylsuccinyl-*L*-lysine tribenzyl ester (0.584 g, 0.8 mmol) in dry methylene chloride (50 mL) under a nitrogen atmosphere. After

stirring for 5 h at room temperature a small amount of aminopropylmethylsiloxane-dimethylsiloxane copolymer AMS-162 (0.2 g) was added in order to react with excess NHS-activated starting material and the stirring was continued for 15 min. The solvent was removed *in vacuo*. Silica gel chromatography using methylene chloride / methanol (95:5) yielded the product as a clear pale yellow solid (0.604 g, 0.06 mmol, 37%). TLC in CH₂Cl₂ / MeOH (95:5): R_f(product) = 0.08 – 0.25, R_f(AMS-132) = 0.

¹H NMR (CDCl₃, 200.13 MHz) δ 7.30 (m, 15H, 3 x Ph), 6.12 (s, br, 2H, NH), 5.06 (m, 6H, CH₂Ph), 3.67 (s, 4H, 2 x NCH₂), 3.44 (t, 1H, J = 7.4 Hz, NCH), 3.15 (m, 4H, 2 x NHCH₂), 2.46 (s, 4H, O=CCH₂CH₂C=O), 1.64 (m, 2H, NCHCH₂), 1.40 (m, 6H, SiCH₂CH₂, NHCH₂CH₂CH₂), 0.47 (m, 2 H, SiCH₂), 0.05 (m, ~175H, SiCH₃); ¹³C NMR (CDCl₃, 50.32 MHz) δ 172.5 (C=O), 171.2 (C=O), 135.7 (Ph), 128.6 (Ph), 128.3 (Ph), 128.2 (Ph), 66.4 (3 x CH₂Ph), 64.5 (NCH), 52.8 (2 x NCH₂), 42.4 (NHCH₂), 39.2 (NHCH₂), 31.9 (2 x CH₂), 29.7 (CH₂), 28.4 (CH₂), 23.2 (CH₂), 22.8 (CH₂), 14.7 (CH₂), 1.8 (CH₃), 1.0 (CH₃), 0.3 (CH₃); FT-IR (neat): ν (cm⁻¹) 3301 (COO-H), 2965 (CH), 1747 (C=O), 1642 (N-C=O), 1550 (N-C=O), 1261 (Si-CH₃), 1091 (Si-O), 1019 (Si-O), 801 (Si-CH₃); GPC: M_n = 3487, M_w = 5082, PD = 1.45 (from ¹H NMR, MW = 12,300, n = 121, m = 4.35, calculated for 4.5% NH₂).

N^α,N^α-Bis(carboxymethyl)-L-lysine pendant polydimethylsiloxane AMS-152
[NTA-AMS-152]

AMS-152 (0.6 g, 0.06 mmol) was dissolved in dry 1,2-dimethoxyethane (25 mL), 10% palladium on charcoal (a spatula tip) was added, and hydrogenation at room temperature and normal pressure was allowed to proceed for 8 h. The completion of the reaction was shown by the disappearance of the starting material as checked by TLC using methylene chloride / methanol (93:7). The catalyst was removed by filtration through a Celite pad. A thick gel-like material separated upon solvent removal *in vacuo*. This gel was dissolved in methylene chloride (20 mL) and water (20 mL) was added to this solution with stirring. The product precipitated upon methylene chloride removal *in vacuo*. The precipitation was repeated with 20 mL CH₂Cl₂ and 20 mL water. After drying *in*

vacuo (< 0.1 mm Hg) the final product was obtained as a white solid (0.16 g, 0.02 mmol, 33%).

¹H NMR (CD₃OD, 500.13 MHz) δ 3.61 (m, 4H, 2 x NCH₂), 3.46 (m, 1H, NCH), 3.14 (m, 4H, 2 x NHCH₂), 2.45 (s, 4H, O=CCH₂CH₂C=O), 1.70 – 1.50 (m, 8H, NCHCH₂ + SiCH₂CH₂ + NHCH₂CH₂CH₂), 0.54 (m, 2H, SiCH₂), 0.09 (m, ~120H, SiCH₃); ¹³C NMR (CD₃OD, 125.76 MHz) δ 175.9 (C=O), 174.6 (C=O), 66.8 (NCH), 55.6 (NCH₂), 54.8 (NCH), 43.5 (NHCH₂), 40.1 (NHCH₂), 32.5 (CH₂), 30.7 (CH₂), 29.9 (CH₂), 28.0 (2 x CH₂), 24.3 (CH₂), 15.8 (CH₂), 2.0 (CH₃), 1.5 (CH₃); FT-IR (neat): ν (cm⁻¹) 3303 (COO-H), 2963 (CH), 1737 (C=O), 1644 (N-C=O), 1568 (N-C=O), 1262 (Si-CH₃), 1098 (Si-O), 1023 (Si-O), 808 (Si-CH₃) (from ¹H NMR, MW = 8400, n = 85, m = 4.35, calculated for 4.5% NH₂).

***N*^α,*N*^α-Bis(carboxymethyl)-*L*-lysine tribenzyl ester pendant-polydimethylsiloxane AMS-162 [NTA-AMS-162-Bn-Ester]**

15

Aminopropylmethyl-siloxane-dimethyl-siloxane copolymer AMS-162 (1.1 g, 0.24 mmol, 0.9 meq NH₂) was added to a stirred solution of *N*^α,*N*^α-bis(carboxymethyl)-*N*^ε-succinimidylsuccinyl-*L*-lysine tribenzyl ester (0.66 g, 0.9 mmol) in dry methylene chloride (50 mL) under a nitrogen atmosphere. After stirring for 5 h at room temperature the solvent was removed *in vacuo*. Silica gel chromatography using methylene chloride/methanol (95:5) yielded the product as a clear pale yellow solid (1.2 g, 0.18 mmol, 74%).

20

¹H NMR (CDCl₃, 200.13 MHz) δ 7.30 (m, 15H, 3 x Ph), 6.11 (s, br, 2H, NH), 5.06 (m, 6H, CH₂Ph), 3.67 (s, 4H, 2 x NCH₂), 3.44 (t, 1H, J = 7.5 Hz, NCH), 3.18 (m, 4H, 2 x NHCH₂), 2.46 (s, 4H, O=CCH₂CH₂C=O), 1.66 (m, 2H, NCHCH₂) 1.44 (m, 6H, SiCH₂CH₂, NHCH₂CH₂CH₂), 0.48 (m, 2 H, SiCH₂), 0.05 (m, ~86H, SiCH₃); ¹³C NMR (CDCl₃, 50.32 MHz) δ 172.5 (C=O), 172.2 (C=O), 172.1 (C=O), 171.2 (C=O), 135.7 (Ph), 135.6 (Ph), 128.5 (Ph), 128.3 (Ph), 128.2 (Ph), 66.4 (3 x CH₂Ph), 64.5 (NCH), 52.8 (2 x NCH₂), 42.4 (NHCH₂), 39.2 (NHCH₂), 31.9 (CH₂), 31.7 (CH₂), 29.7 (CH₂), 28.5 (CH₂), 23.2 (CH₂), 22.8 (CH₂), 14.7 (CH₂), 1.8 (CH₃), 1.0 (CH₃), 0.5 (CH₃), -0.6 (CH₃); FT-IR (neat): ν (cm⁻¹) 3299 (COO-H), 2963 (CH), 1746 (C=O), 1642 (N-C=O), 1550 (N-C=O),

30

1261 (Si-CH₃), 1091 (Si-O), 1021 (Si-O), 801 (Si-CH₃); GPC: M_n = 2143, M_w = 4178, PD = 1.95 (from ¹H NMR, MW = 5,900, n = 47, m = 3.7, calculated for 6.5% NH₂).

Surface Pressure Analysis

5 Films of the prepared chelating silicones were examined for their surface behavior using a Langmuir trough. The films were formed by spreading a very small amount of the compound from a chloroform/methanol solution (9 : 1) onto (subphase) liquids that included deionized water, NaHCO₃ @ pH 8, 10⁻⁴ M NiCl₂ in deionized water and 10⁻⁴ M CaCl₂ in NaHCO₃ @ pH 8.

10 The surface pressure is equal to the difference between the surface tension of the pure liquid surface and the one covered with a film, and may be represented by as:

$$\pi = \gamma_0 - \gamma,$$

15 where γ_0 is the surface tension of the pure liquid and γ is the tension of the film-covered surface.

 Three pressures characterize the stability of a monolayer with respect to its own bulk phase: the collapse pressure (the highest pressure to which a monolayer can be compressed without detectable expulsion of molecules to form a new phase), the equilibrium spreading pressure (where the monolayer is in
20 equilibrium with the stable liquid bulk phase), and the monolayer stability limit (maximum pressure attainable in the film without the possibility of collapse).

 Molecular weight exerts an important influence on pressure and area/molecule at collapse, as may be seen in Table 2, and Figures 1 and 2. It is noted that the pressure at collapse (P_F) decreases as the molecular weight
25 increases for both succinyl- ("SUCC") and NTA-end-functional polysiloxane oligomers. For example, for the succinyl-end functional series the pressure at collapse decreases from 34.6 mN/m (SUCC-DMS-A11) to 15.7 mN/m (SUCC-DMS-A21). This difference is even more dramatic for NTA-end-functional compounds. Collapse pressures for NTA-DMS-A11 and NTA-DMS-A21 is 55.8
30 and 17.2 mN/m, respectively.

 The presence of multiple tethering functional groups pendant from the backbone of SUCC-AMS-152 and NTA-AMS-152 also leads to better anchoring of the film to the subphase and results in a significant increase of collapse pressure, in spite of the fact that these polymers have the highest molecular weights. High

collapse pressure (27.1 mN/m) combined with a large area at collapse (444 Å²/molecule) for NTA-AMS-152 are consistent with molecules having multiple anchoring to the subphase.

5 **Table 2: Pressure-Area Isotherms for Succinyl- and NTA-Functional Silicones on a Water Subphase.**

Silicone	MW	n b)	n/m c)	Collapse Pressure P _F mN/m	Area at Collapse Å ² / Molecule
SUCC-DMS-A11	1100	8	4	34.6	110
SUCC-DMS-A15	3400	40-41	20	18.3	247
SUCC-DMS-A21	5500	68-69	34	15.7	320
SUCC-AMS-132	5160 ^{a)}	63-64 ^{a)}	39	13.8	289
SUCC-AMS-152	7935 ^{a)}	92-93 ^{a)}	21	32.4	305
NTA-DMS-A11	1530	8-9	4	55.8	42
NTA-DMS-A15	5230	58	29	18.6	237
NTA-DMS-A21	6860	80	40	17.2	411
NTA-AMS-132	5560 ^{a)}	63-64 ^{a)}	39	16.8	370
NTA-AMS-152	9000 ^{a)}	92-93 ^{a)}	21	27.1	444

a) calculated from manufacturer specifications

b) n = number of dimethylsiloxy units in the backbone

c) m = number of functional groups per molecule

10 π -A isotherms were measured on aqueous subphases containing 5x10⁻⁴ M NiCl₂ (pH 6.8 – 7.0), 5x10⁻⁴ M CaCl₂ (pH 7.9, NaHCO₃ solution), and NaHCO₃ (pH

7.9) for the various compounds prepared. Tables 3-5 summarize the experimental results.

5 **Table 3.** Pressure-Area Isotherms for Succinyl- and NTA-Functional Silicones on Water/ NiCl_2 Subphase.

Silicone	Collapse Pressure P_F mN/m
SUCC-DMS-A11	39.2
SUCC-DMS-A15	16.1
SUCC-DMS-A21	17.4
SUCC-AMS-132	14.6
SUCC-AMS-152	34.3
NTA-DMS-A11	57.8
NTA-DMS-A15	17.4
NTA-DMS-A21	18.0
NTA-AMS-132	15.9
NTA-AMS-152	30.4

Table 4. π -A Isotherms on a NaHCO₃ (pH 7.9) Subphase.

Silicone	MW	Collapse Pressure P _F mN/m
SUCC-DMS-A11	1100	26.9
SUCC-DMS-A15	3400	19.7
SUCC-DMS-A21	5500	22.1
SUCC-AMS-132	5160 ^{a)}	18.3
SUCC-AMS-152	7935 ^{a)}	37.3
NTA-DMS-A11	1530	53.3
NTA-DMS-A15	5230	13.1
NTA-DMS-A21	6860	16.4
NTA-AMS-132	5560 ^{a)}	17.0
NTA-AMS-152	9000 ^{a)}	26.9

a) calculated from manufacturer specifications

Table 5. π -A Isotherms on a $\text{NaHCO}_3/\text{CaCl}_2$ (pH 7.9) Subphase.

Silicone	MW	Collapse Pressures P_F mN/m
SUCC-DMS-A11	1100	50.0
SUCC-DMS-A15	3400	23.2
SUCC-DMS-A21	5500	18.2
SUCC-AMS-132	5160 ^{a)}	16.5
SUCC-AMS-152	7935 ^{a)}	39.6
NTA-DMS-A11	1530	53.5
NTA-DMS-A15	5230	13.4
NTA-DMS-A21	6860	16.0
NTA-AMS-132	5560 ^{a)}	15.7
NTA-AMS-152	9000 ^{a)}	31.2

a) calculated from manufacturer specifications

5

Tables 3 – 5 demonstrate that the change in the solution pH from 6.8 – 7.0 (water) to 7.9 – 8.0 (NaHCO_3 solution) has a small but noticeable influence on the isotherms of both NTA- and succinyl-functionalized silicones. The collapse pressure P_F for NTA-derivatives decreases at higher pH values. It is quite likely that the pH at the interface is actually lower than in the subphase, and that a significant number of the carboxylic acid groups in the tricarboxylic acid

10

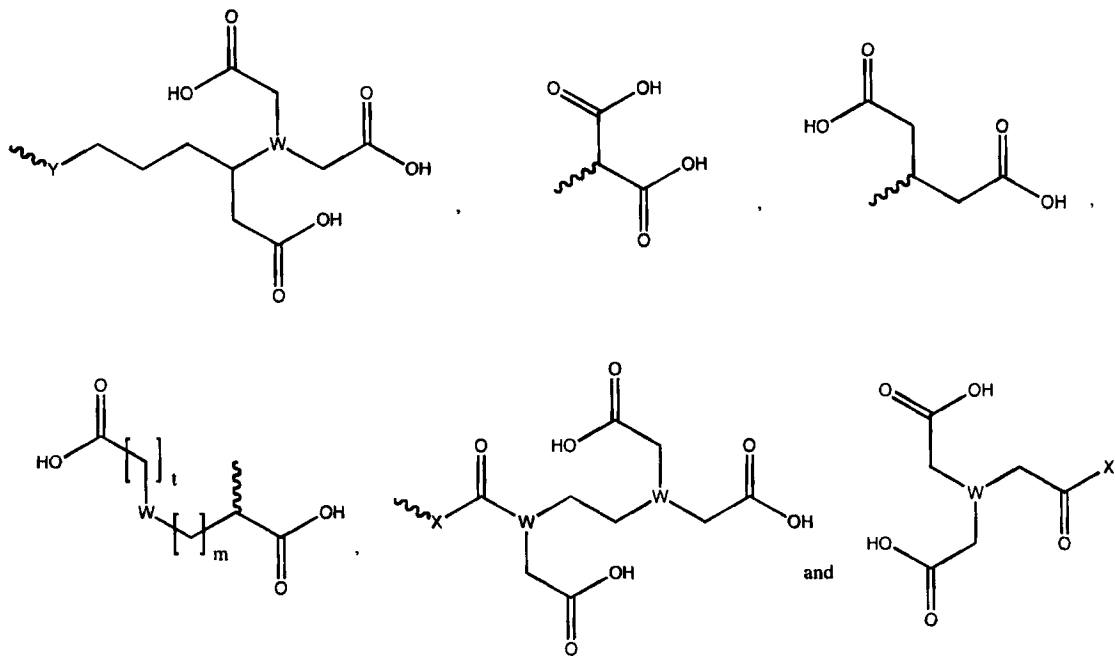
anchoring component of the polymer are ionized. As more carboxylic acid groups are ionized the electrostatic repulsive forces between these negatively charged groups might destabilize the cohesion of the monolayer. Collapse pressures for succinyl-compounds increase at higher pH in the subphase.

5 As illustrated in Tables 3 – 5, and Figures 3 – 6, the presence of Ni^{2+} or Ca^{2+} in the subphase has a marked effect on the surface behavior of both NTA- and succinyl-functional silicones and on the collapse pressure of functional silicones of all molecular weights and degrees of functionalization. Nickel and calcium increase the collapse pressure of succinyl-functional silicones by 0.8 – 4.6 mN/m and 2.5 – 15.4 mN/m respectively (with the exception of SUCC-DMS-A15). The
10 behavior of NTA-functional oligomers on Ni^{2+} and Ca^{2+} subphases was quite different from the one exhibited by succinyl-functional silicones. These differences may be attributed to the presence in the of the tricarboxylic acids and their ability to sequester ions, which simultaneously leads to a change in surface
15 activity.

It will be appreciated that the metal binding site may be any site which binds metals. Some common examples include EDTA, NTA, IDA (iminodiacetic acid), NTAA (nitrylotriacetic acid), and DTPA (diethylene triamine pentaacetic acid).

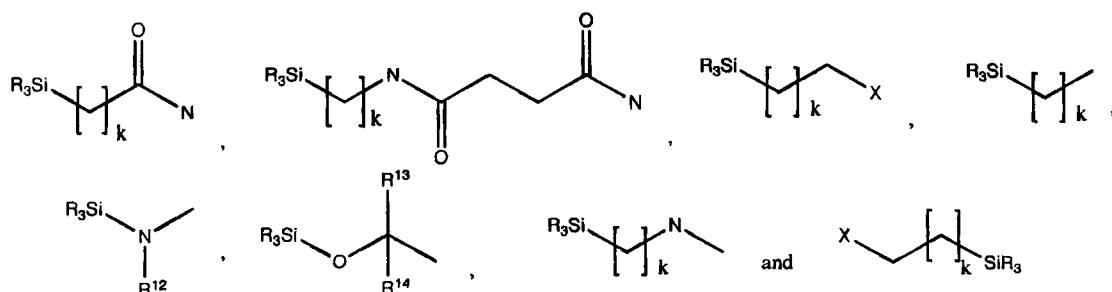
WHAT IS CLAIMED IS:

1. A silicone polymer comprising a hydrophobic polysiloxane backbone and at least one metal binding site which is covalently bound to the hydrophobic polysiloxane backbone, the at least one metal binding site comprising at least two ligands.
5
2. The silicone polymer according to claim 1, wherein the at least one metal binding site comprising at least two ligands is bound to a metal.
10
3. The silicone polymer of claim 1 wherein at least one of the ligands is hydrophilic either before or after being bound to a metal.
4. The silicone polymer of claim 1 wherein at least one of the ligands is selected from the group of ligands consisting of: i) functional alkyl or aryl groups bearing heteroatom-based ligands, ii) functional alkyl or aryl groups bearing heteroatom-based ligands where the ligands possess exchangeable hydrogens and iii) functional alkyl or aryl groups bearing π -ligands.
15
5. The silicone polymer of claim 4 wherein at least one of the ligands comprises exchangeable hydrogen groups.
20
6. The silicone polymer of claim 5 wherein the exchangeable hydrogen groups are selected from the group consisting of OH, NH, SH and PH.
25
7. The silicone polymer of claim 6 wherein the exchangeable hydrogen groups are selected from the group consisting of OH and NH.
8. The silicone polymer of claim 7 wherein the metal binding site comprises two or more carboxylic acid groups.
30
9. The silicone polymer of claim 8 wherein the at least one metal binding site comprises a group selected from the group of formulas consisting of:



where W is N, P, or C; X is C, N, O or S; Y is N, O, S, P, or C; t is between 1 and 10; and m is between 0 and 10.

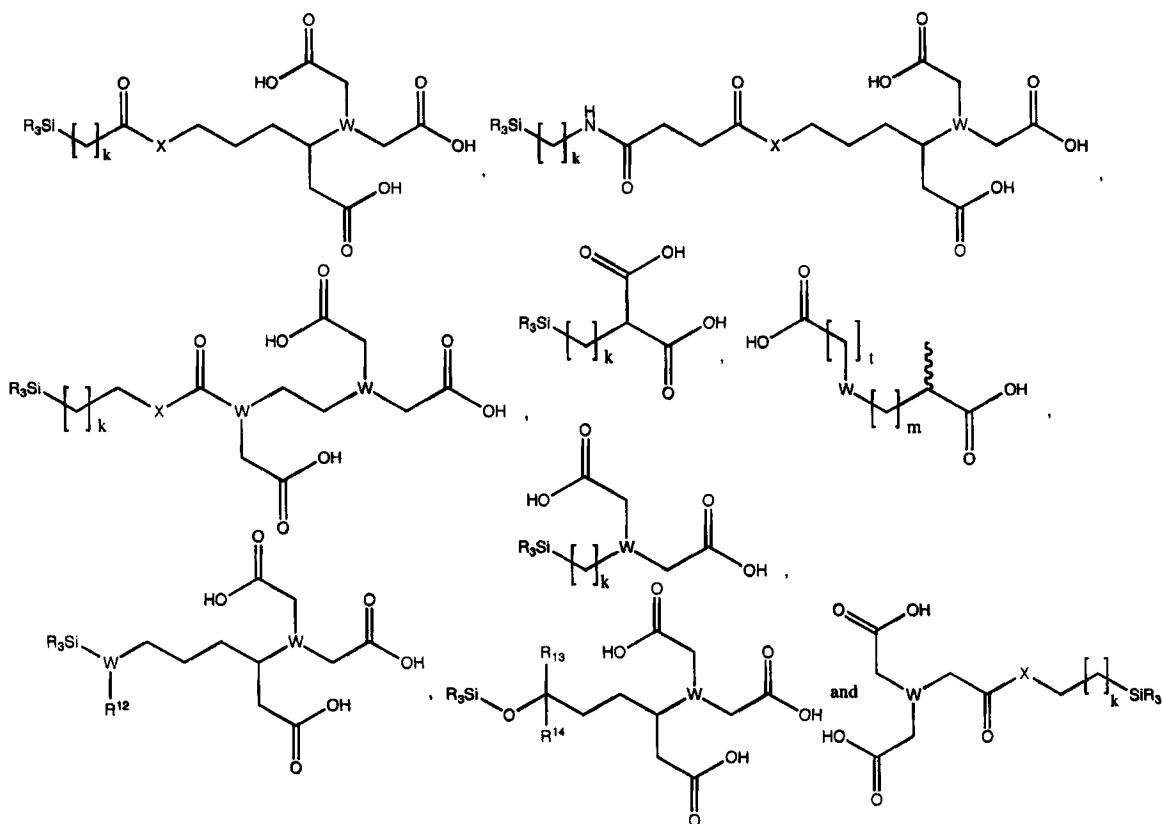
- 5 10. The silicone polymer of claim 1 wherein at least one metal binding site is covalently bound to the hydrophobic polysiloxane backbone via a linker which is more stable to hydrolysis than the siloxane linkage in the silicone polymer backbone.
- 10 11. The silicone polymer of claim 10 wherein the linker is selected from the group of linkers consisting of C, N, O, S, P, amides, esters, thioesters, urethanes, ureas, alkyl, aryl, functional alkyl and functional aryl groups.
12. The silicone polymer of claim 11 wherein the linker is selected from the
- 15 group of linkers consisting of:



where k is between 0 and 10;

R^{12} is H, alkyl, aryl, functional alkyl or functional aryl, R^{13} and R^{14} are independently H, alkyl, aryl, functional alkyl or functional aryl, alkoxy or siloxy, and R_3Si is the silicone polymer backbone.

- 5 13. The silicone polymer of claim 12 wherein the metal binding site is selected from the group consisting of the following formulas:



where W is N, P, or C;

X is C, N, O or S;

- 10 t is between 1 and 10;

k and m are between 0 and 10;

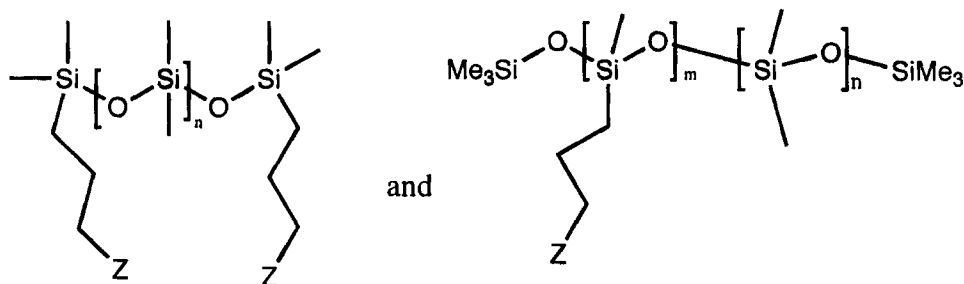
R^{12} , R^{13} , and R^{14} are as defined in claim 12; and

R_3Si is the silicone polymer backbone.

- 15 14. The silicone polymer of claim 11 wherein the metal binding site is selected from the group consisting of NTA and succinyl.

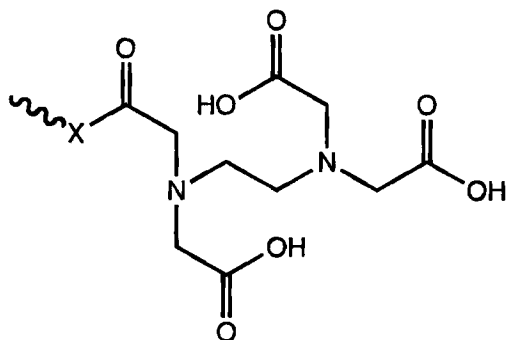
15. The silicone polymer of claim 14 wherein the polysiloxane backbone is a polydimethylsiloxane.

16. The silicone polymer of claim 11 wherein the compound is selected from the group of compounds consisting of succinylamidopropyl-terminated polydimethylsiloxane (SUCC-DMS)-A11, SUCC-DMS-A15, trimethylsilyl-terminated (dimethylsiloxane-co-methyl)succinylamidopropyl polydimethylsiloxane (SUCC-AMS)-A21, SUCC-AMS-132, SUCC-AMS-152, SUCC-AMS-162, N^α, N^α -Bis(carboxymethyl)-lysiny-l-e-succinamidylamidopropyl-terminated polydimethylsiloxane (NTA-DMS)-A11, NTA-DMS-A15, trimethyl-silyl-terminated (dimethylsiloxane-co-methyl- N^α, N^α -Bis(carboxymethyl)-L-lysiny-l-e-succinamidopropyl polydimethylsiloxane (NTA-AMS)-21, NTA-AMS-132, NTA-AMS-152, NTA-AMS-162, and compounds of the following general formulae:



15

where Z is a group of the formula:



- where X is O or N; and n and m are independently greater than or equal to 0, with the proviso that the total molecular weight of the compound is between about 500 and 500,000 g/mol.

20

17. The silicone polymer of claim 1 wherein at least one metal binding site comprises ligands selected from the group of ligands consisting of bi, tri, tetra, penta and hexadentate ligands.

5 18. The silicone polymer of claim 1 having the molecular weight of between 500 and 500,000 g/mol.

19. The silicone polymer of claim 18 having the molecular weight of between 500 and 15,000 g/mol.

10

20. The silicone polymer of claim 19 having the molecular weight of between 1500 and 15,000 g/mol.

21. The silicone polymer of claim 1, wherein the ligand is bound to a metal.

15

22. The silicone polymer of claim 21 wherein the metal is selected from the group of metals consisting of alkali metals, alkaline earth metals, Group 13 elements, transition metals, lanthanides and actinides.

20 23. The silicone polymer of claim 21 wherein the metal is a metal ion.

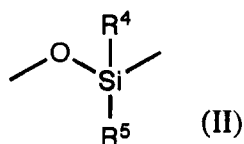
24. The silicone polymer of claim 23 wherein the metal ion is selected from the group of metal ions consisting of Ca^{2+} , Mg^{2+} , Ni^{2+} , Fe^{3+} , Cu^{2+} , and Co^{2+} .

25 25. The silicone polymer of claim 1 having a formula I:



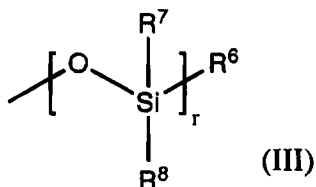
where n is between 0 to 7,000; and

where Q is an internal siloxane group of the formula II:



30 and, where R^4 and R^5 , for each internal siloxane group, are the same or different, and where R^4 and R^5 are independently, H with the proviso that both R^4 and R^5 are not H on the same internal siloxane group, alkoxy, alkyl, aryl,

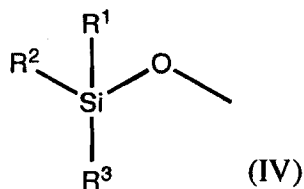
functional alkyl, functional aryl, a metal-binding site comprising at least two ligands optionally bound to a metal, or a group having an internal siloxane group of the formula III:



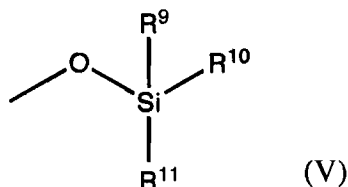
5 where r is between 0 to 7,000;

R^7 , and R^8 , for each internal siloxane group are the same or different, and R^6 , R^7 , and R^8 are independently H with the proviso that not more than one of R^6 , R^7 , and R^8 is H on any internal siloxane group, alkoxy, siloxy, alkyl, functional alkyl, aryl, functional aryl, or a metal binding site comprising at least two

10 ligands, T_1 is a group of the formula (IV):



T_2 is a group of the formula (V):



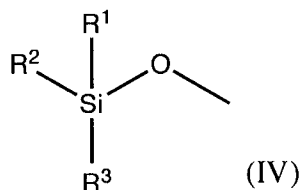
15 where, R^1 , R^2 , R^3 , R^9 , R^{10} , R^{11} , are independently, H with the proviso that each silicon atom has no more than one H, alkoxy, siloxy, alkyl, functional alkyl, aryl, functional aryl, or a metal binding site comprising at least two ligands optionally bound to a metal;

with the proviso that at least one of R^1 , R^2 , R^3 , R^9 , R^{10} and R^{11} is a metal binding site comprising at least two ligands and with the proviso that the

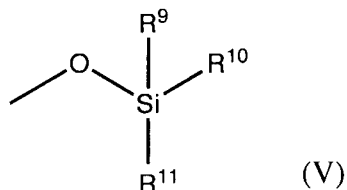
20 molecular weight of the compound is between 500 and 500,000 g/mol.

26. The silicone polymer according to claim 25, wherein the metal binding site comprising at least two ligands is bound to a metal.

27. The silicone polymer of claim 26 having a molecular weight of between 500 and 500,000 g/mol.
28. The silicone polymer of claim 27 wherein the molecular weight is between
5 500 and 15,000 g/mol.
29. The silicone polymer of claim 28 wherein the molecular weight is between 1500 and 15,000 g/mol.
- 10 30. The silicone polymer of claim 29 wherein at least one of R^1 , R^2 , R^3 , R^9 , R^{10} , R^{11} is a metal binding site comprising at least two ligands.
31. The silicone polymer according to claim 30, wherein the metal binding site comprising at least two ligands is bound to a metal.
15
32. The silicone polymer of claim 30 wherein at least one of R^1 , R^2 , R^3 , and at least one of R^9 , R^{10} , R^{11} is a metal binding site comprising at least two ligands.
- 20 33. The silicone polymer according to claim 32, wherein the metal binding site comprising at least two ligands is bound to a metal.
34. The silicone polymer of claim 25, wherein at least one of R^4 , R^5 , R^6 , R^7 , and R^8 is a metal binding site comprising at least two ligands.
25
35. The silicone polymer of claim 34, wherein the metal binding site comprising at least two ligands is bound to a metal.
36. The silicone polymer of claim 34, wherein the at least one metal binding
30 site comprises at least two ligands bound to each siloxane group.
37. The silicone polymer of claim 34, wherein the at least one metal binding site comprises at least two ligands bound to one of every 5 to 200 internal siloxane groups.



T₂ is a group of the formula (V):



- where, R¹, R², R³, R⁹, R¹⁰, R¹¹, are independently, H with the proviso that each silicon atom has no more than one H, alkoxy, siloxy, alkyl, functional alkyl, aryl, functional aryl, or a metal binding site comprising at least two ligands optionally bound to a metal;
- with the proviso that at least one of R¹, R², R³, R⁹, R¹⁰ and R¹¹ is a metal binding site comprising at least two ligands and with the proviso that the molecular weight of the compound is between 500 and 500,000 g/mol.

26. The silicone polymer according to claim 25, wherein the metal binding site comprising at least two ligands is bound to a metal.
27. The silicone polymer of claim 26 having a molecular weight of between 500 and 500,000 g/mol.
28. The silicone polymer of claim 27 wherein the molecular weight is between 500 and 15,000 g/mol.
29. The silicone polymer of claim 28 wherein the molecular weight is between 1500 and 15,000 g/mol.
30. The silicone polymer of claim 29 wherein at least one of R¹, R², R³, R⁹, R¹⁰, R¹¹ is a metal binding site comprising at least two ligands.
31. The silicone polymer according to claim 30, wherein the metal binding site comprising at least two ligands is bound to a metal.

32. The silicone polymer of claim 30 wherein at least one of R^1 , R^2 , R^3 , and at least one of R^9 , R^{10} , R^{11} is a metal binding site comprising at least two ligands.

5

33. The silicone polymer according to claim 32, wherein the metal binding site comprising at least two ligands is bound to a metal.

34. The silicone polymer of claim 25, wherein at least one of R^4 , R^5 , R^6 , R^7 , and R^8 is a metal binding site comprising at least two ligands.

10

35. The silicone polymer of claim 34, wherein the metal binding site comprising at least two ligands is bound to a metal.

36. The silicone polymer of claim 34, wherein the at least one metal binding site comprises at least two ligands bound to each siloxane group.

15

37. The silicone polymer of claim 34, wherein the at least one metal binding site comprises at least two ligands bound to one of every 5 to 200 internal siloxane groups.

20

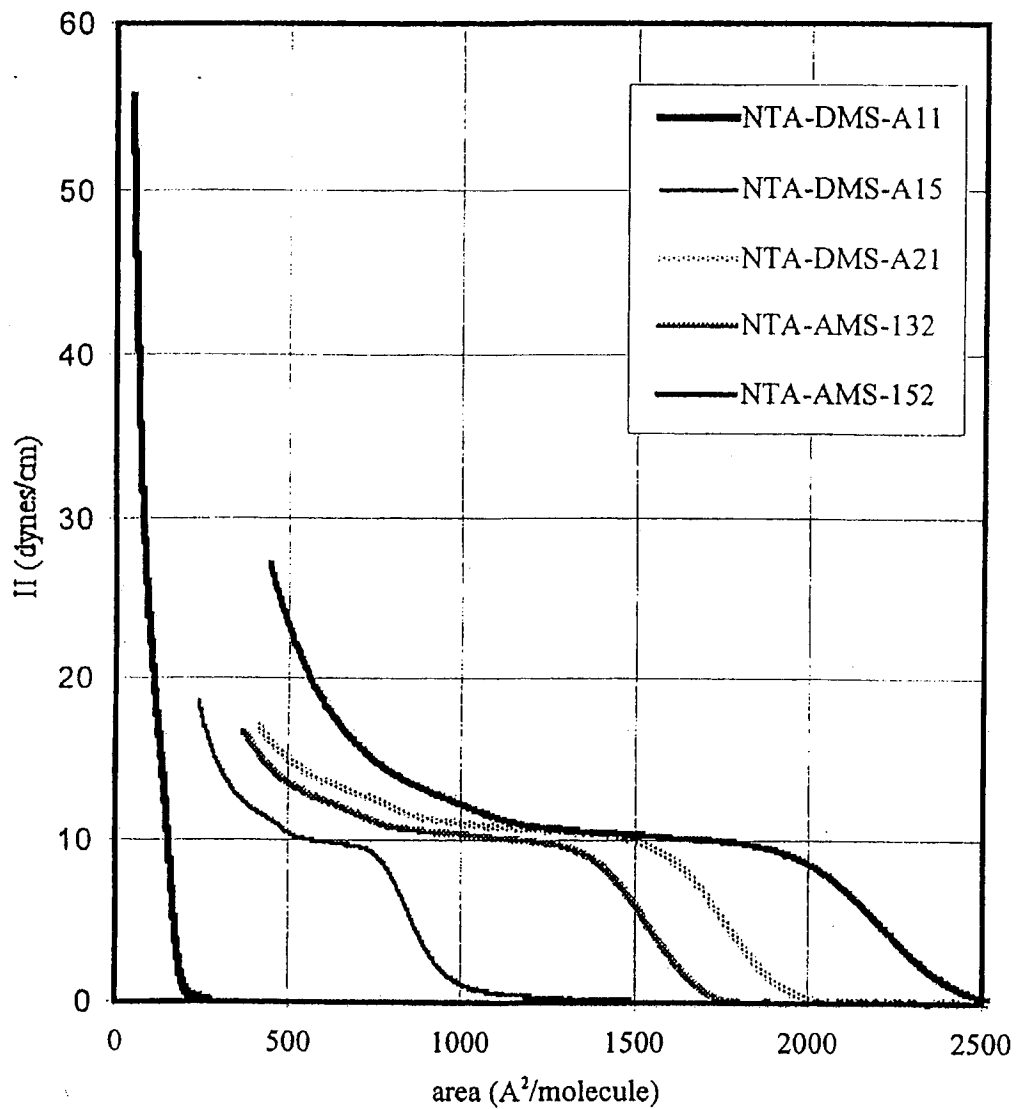


Figure 1: Surface pressure measurements on water subphase for NTA-DMS-A11, NTA-DMS-A15, NTA-DMS-A21, NTA-AMS-132, and NTA-AMS-152.

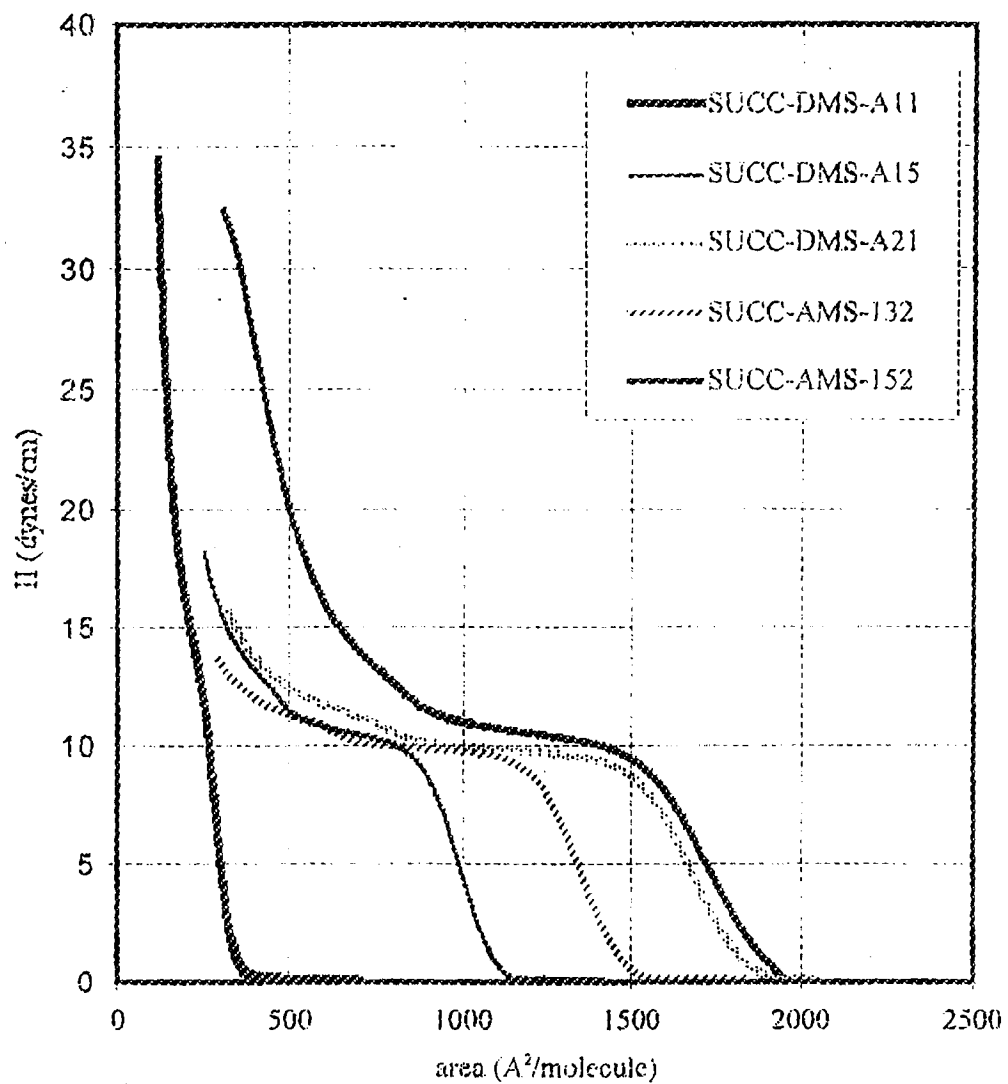


Figure 2: Surface pressure measurements on water subphase for SUCC-DMS-A11, SUCC-DMS-A15, SUCC-DMS-A21, SUCC-AMS-132, and SUCC-AMS-152.

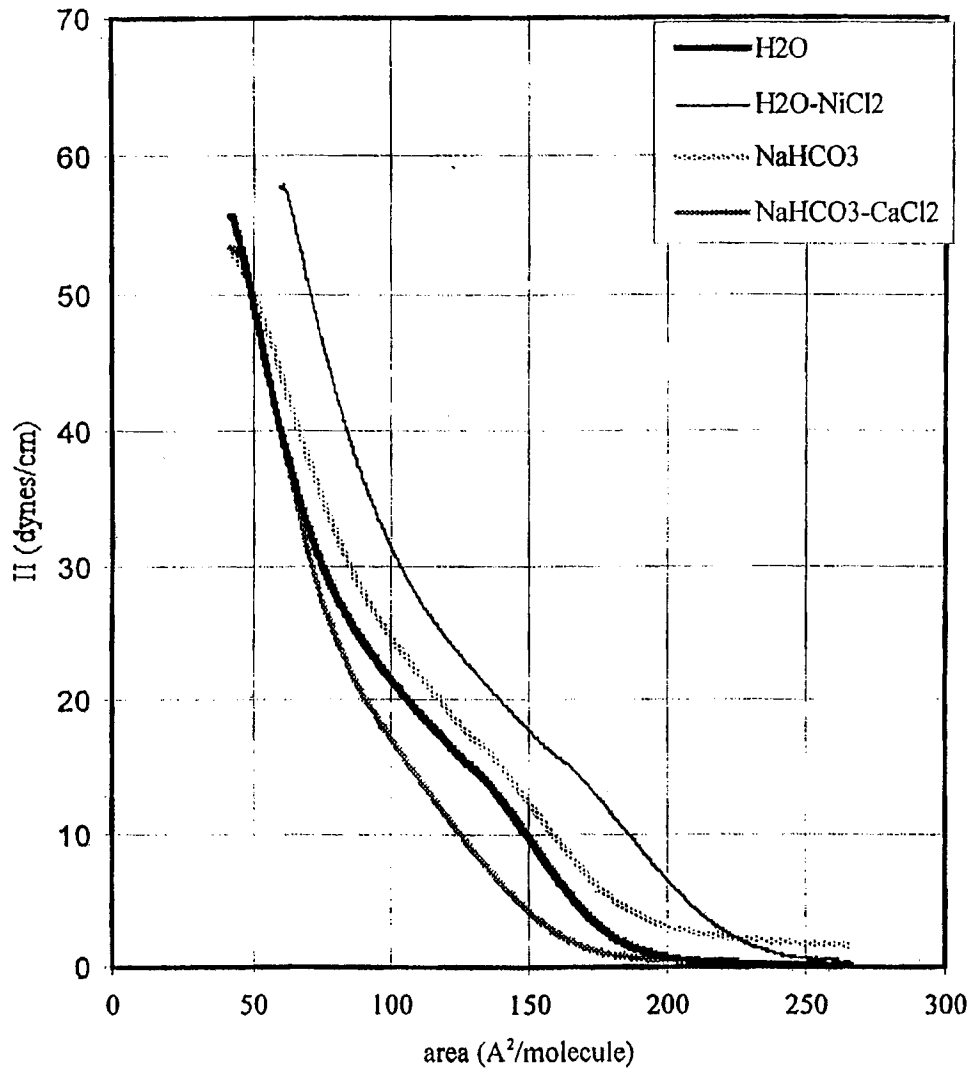


Figure 3: Surface Pressure Measurements on Various Aqueous Subphases for NTA-DMS-A11.

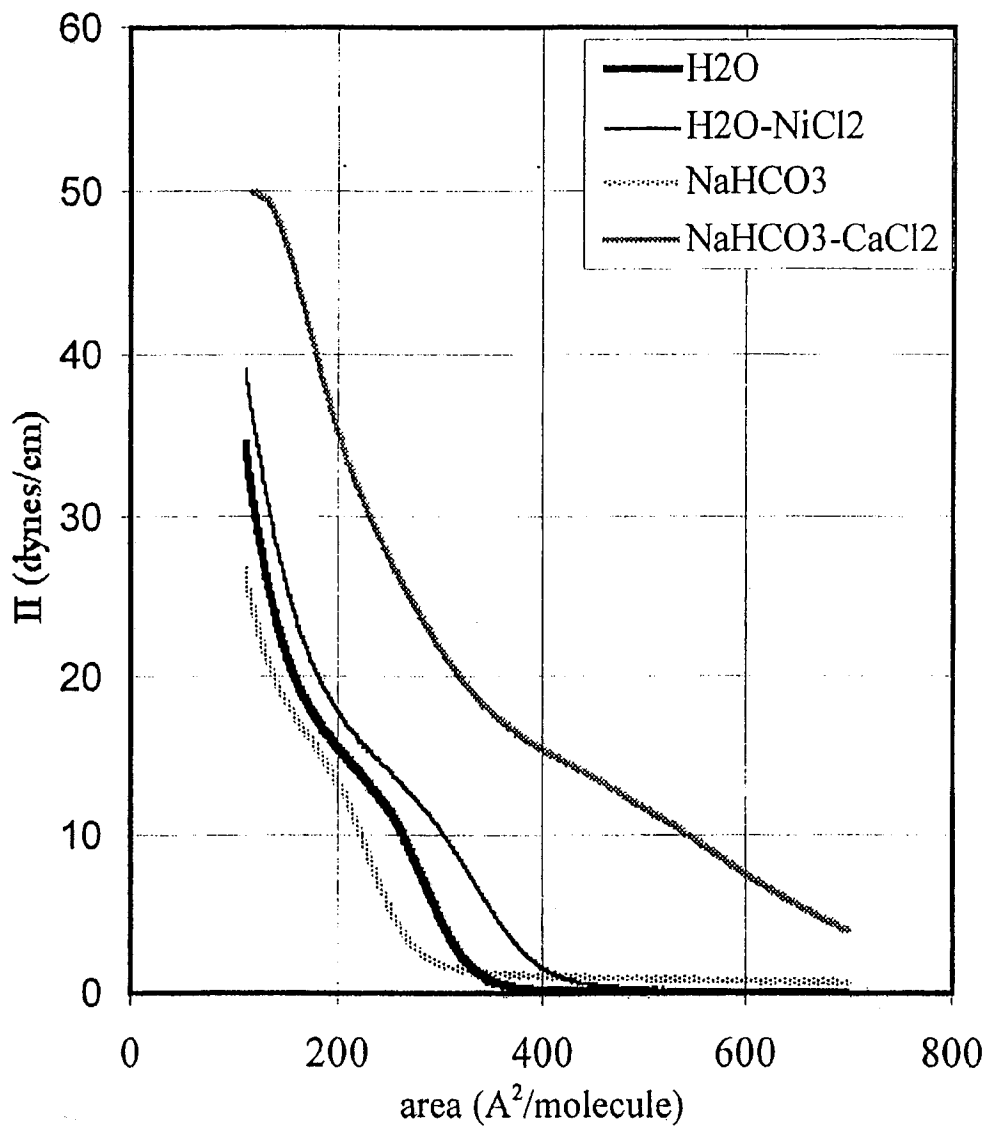


Figure 4: Surface Pressure Measurements on Various Aqueous Subphases for SUCC-DMS-A11.

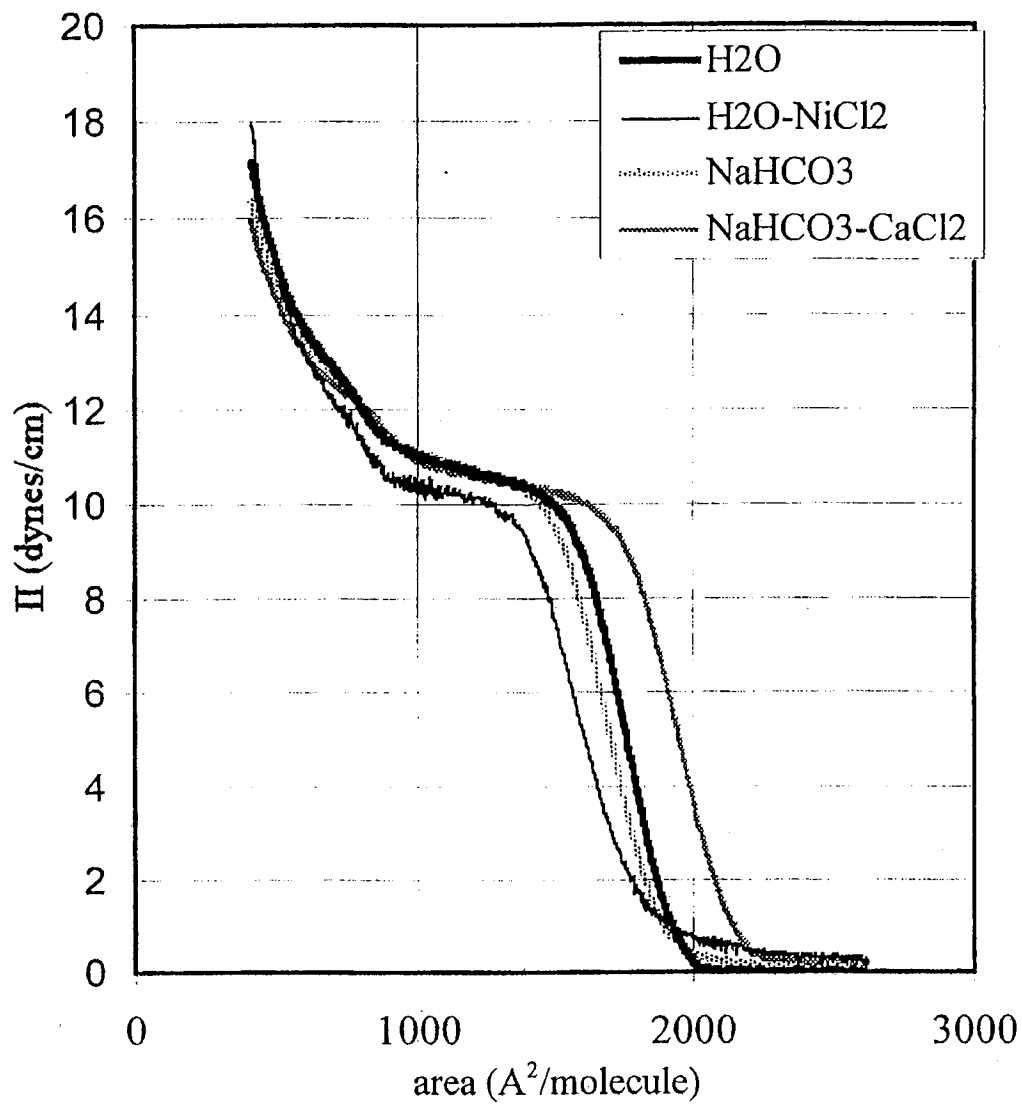


Figure 5: Surface Pressure Measurements on Various Aqueous Subphases for NTA-DMS-A21.

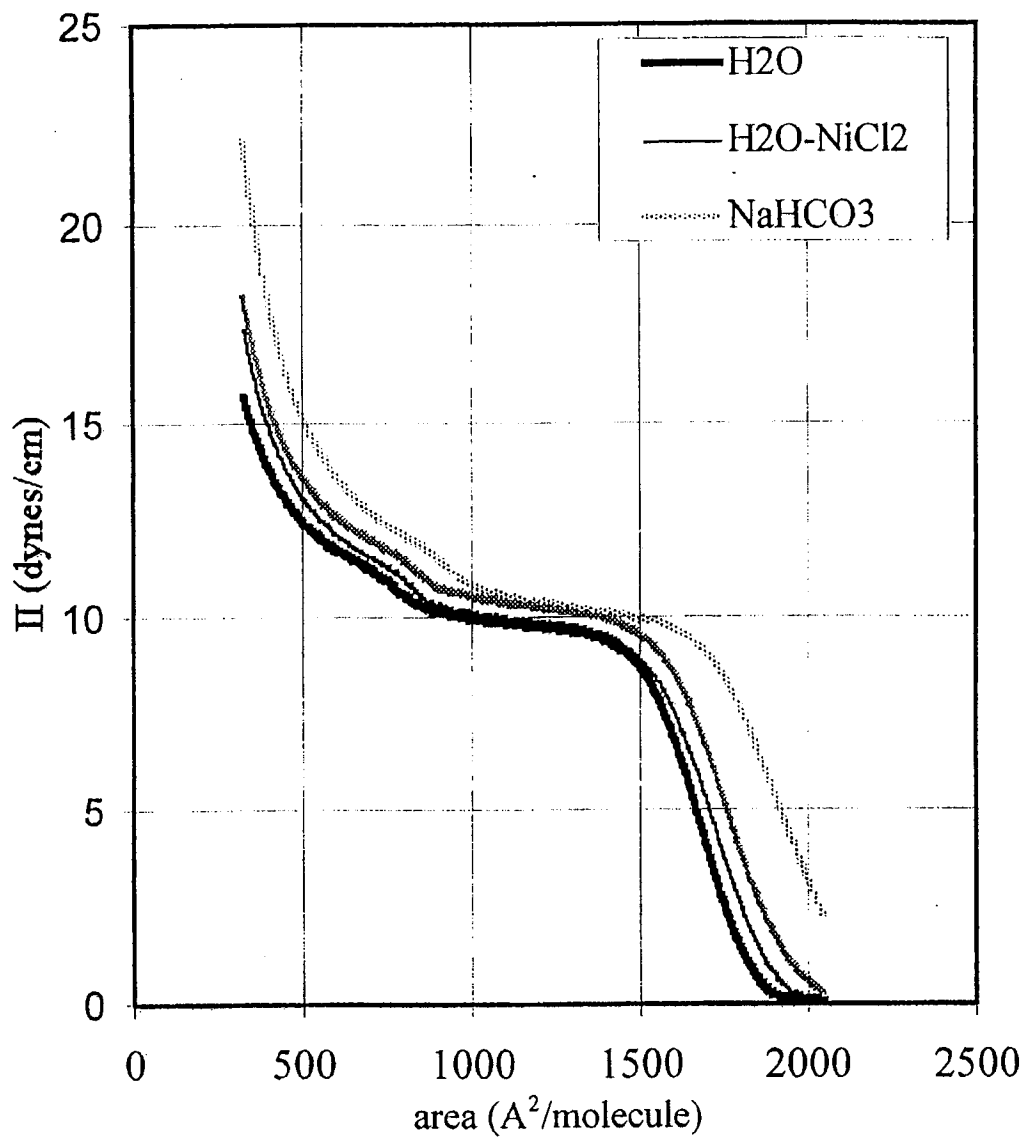


Figure 6: Surface Pressure Measurements on Various Aqueous Subphases for SUCC-DMS-A21.